

SWEDEN

PARTEX MARKING SYSTEMS AB
 547 22 Gullspång
 Phone: +46 551 28000
 Fax: +46 551 28099
 E-mail: sales@partex.se

FRANCE

PARTEX S.A.
 Z.A. La Tuilérie No. 6
 94440 Marolles En Brie
 Phone: +33 1 45 699063
 Fax: +33 1 43 864526
 E-mail: partex@partex.fr

GERMANY

PARTEX MARKING SYSTEMS GMBH
 Bosslerstrasse 19
 73240 Wendlingen
 Phone: +49 7024 8055 0
 Fax: +49 7024 8055 28
 E-mail: info@partex.de

POLAND

PARTEX MARKING SYSTEMS SP.Z.O.O.
 ul. Mazowiecka 25C
 87-100 Torun
 Phone: +48 56 659 0802
 Fax: +48 56 659 0827
 E-mail: sales@partex.pl

UNITED KINGDOM

PARTEX MARKING SYSTEMS (UK) LTD
 61-64, Station Road
 Coleshill
 B46 1JT Birmingham
 Phone: +44 1675 463 670
 Fax: +44 1675 463 520
 E-mail: sales@partex.co.uk

USA

PARTEX MARKING SYSTEMS INC.
 770 North Church Road, Suite A
 Elmhurst, Ill. 60126
 Phone: +1 630 516 0400
 866-PARTEX1
 Fax: +1 630 850 9332.
 E-Mail: sales@partexmarker.com

ARGENTINA**AUSTRALIA****AUSTRIA****BELGIUM****BRASIL****BULGARIA****CANADA****CHINA****COSTA RICA****CZECH REPUBLIC****DENMARK****EGYPT****ESTONIA****FINLAND****GREECE****HONG KONG****HUNGARY****ICELAND****INDIA****IRAN****ISRAEL****ITALY****JAPAN****LATVIA****LITHUANIA****MALAYSIA****MAROCCO****MIDDLE EAST****NETHERLANDS****NEW ZEALAND****NORWAY****PORTUGAL****ROMANIA****RUSSIA****SINGAPORE****SLOVAKIA****SOUTH AFRICA****SPAIN****SWITZERLAND****TURKEY****UKRAINE**

PARTEX MARKING SYSTEMS • PRODUCT CATALOGUE 2004/2005



A Mark for all Reasons



WWW.PARTEX.NU



WWW.PARTEX.NU

The PARTEX products are sold with the understanding that the customers of PARTEX will use such products only for and according to the intended use of the said products and only with the intended equipment, accessories and only in the intended environments, as communicated herein or otherwise by PARTEX. In case the customer wishes to extend the use of the PARTEX products to other areas, the customer undertakes to test the products in actual use and determine for themselves the adaptability of the products to such use. PARTEX makes no warranties in regards to the PARTEX products other than those specifically agreed between PARTEX and its customers, neither express or implied or in terms of merchantability or fitness for a particular purpose or otherwise.

CONTENTS

INTRODUCTION	4	14 PRODUCT INFORMATION
REFERENCE STANDARDS	6	WIRE MARKING
PARTEX TEST SP METHOD 2171	7	14 PA (METHOD 1)
MATERIALS, BRIEF DESCRIPTION	8	16 PAZ (METHOD 1) ●
PACKAGINGS	9	18 PY (METHOD 1)
PARTEX MARKING METHODS	10	20 PC (METHOD 1)
METHOD 1: Single-character combination marking		22 PCA (METHOD 1)
METHOD 2: Multi-character marking		24 PT (METHOD 3)
METHOD 3: Production on site		26 PT+ (METHOD 3)
COLOURS AND ARTICLE NUMBER DESCRIPTION	11	28 PTZ+ (METHOD 3)
SIZE SELECTION GUIDE	12	32 PTC (METHOD 3) ●
PRODUCT INFORMATION	14	CABLE MARKING
		34 PK (METHOD 1)
		36 PKZ (METHOD 1)
		38 POK (METHOD 1)
		40 PKS (METHOD 1, 2)
		44 PM (METHOD 3)
		WIRE AND CABLE MARKING
		46 PO/POZ (METHOD 3)
		48 PY/PA+/PC/PK/PO (METHOD 2)
		52 PAZ/PKZ/POZ (METHOD 2)
		ACCESSORIES
		56 PYD/PAD/PAV/PCG
		58 MD/MDH
		60 CAS/PAM
		62 PSK/SRP
		64 PKH/POH
		66 PKB
		70 SP/SPZ
		WIRE, CABLE AND COMPONENT MARKING (LABEL MATERIAL)
		72 PFA (METHOD 3)
		74 PF (METHOD 3)
		TERMINAL BLOCK MARKING
		76 TX (METHOD 2, 3)
		COMPONENT MARKING
		78 PS (METHOD 1, 2, 3)
		82 PN (METHOD 2, 3)
		MARKING MACHINES
		84 MK1 (METHOD 3)
		92 MK3 (METHOD 3)
		96 SP1 W (METHOD 3)
		98 MK9 ProMARK (METHOD 3) ●
		SOFTWARE
		102 WINSIGN (METHOD 3)
		HEAT SHRINKABLE TUBING
		106 PHA3 (METHOD 2, 3) ●
		108 PHA4 (METHOD 2, 3) ●
		110 PHL2 (METHOD 2, 3) ●
		112 PHM2 (METHOD 2, 3) ●
		114 PHM3 (METHOD 2, 3) ●
		116 PHZ2 (METHOD 2, 3) ●

● = NEW PRODUCT



Founder Tore Lööf.

PARTEX MARKING SYSTEMS have been the leading supplier of identification products for almost 60 years. My parents Ingegerd and Tore Lööf, founded the company in 1948 and upon their retirement in 1987, I took over as the Managing Director. Our Head Office is located in Gullspång, central Sweden, with subsidiaries in France, Germany, Poland in the UK and in the USA.

The extensive range and smart solutions make the marking systems suitable for use not only in the electrical industry, but also in the installation sector and among end users, at energy plants etc. In 1962 the development of the customized marking system was ready and the reception from the market was beyond all expectations. A single piece marker, containing all the information needed, was revolutionary at that time and the new PARTEX set the standard for many years to come.

Partex Head Office and production plants in Gullspång Sweden.



Since then, we have developed and added new features to the system, making it one of the most popular marking systems in the world. It has proven to be very successful, especially in the railway industry where quality, cost effectiveness and short lead times are the key words. The specifications and demands in this industry are among the toughest in the world.

Later developments have forced us to assist those customers who want to produce their own marking information on site. This product range comprises of complete system solutions with marking equipment, software and a wide range of consumables.

This enables further cost reductions of marking jobs together with our pre printed customized markers. Especially when making additions and changes in the very last minute.

Quality and environmental concern is always up front in our organisation and accordingly we are certified to the ISO 14001 and ISO 9001 standards.



Torbjörn Lööf.

Our aim with this catalogue is to show you how we can take care of your identification problems.

Rely on our experience and let us make things easier for you.

PARTEX MARKING SYSTEMS

TORBJÖRN LÖÖF
MANAGING DIRECTOR

REFERENCE STANDARDS

The SP (Swedish National Testing and Research Institute) Method deals with plastic marking sleeves and information carriers for identification of electrical wires, cables, components and terminals.

The references below are different standards applicable as a whole or partly for different tests made on PARTEX own manufactured products, externally supplied products and raw materials.

REFERENCES

ISO 527-2

Plastics – Determination of tensile properties – Part 2: Test conditions for moulding and extrusion plastics.

ISO 527-3

Plastics – Determination of tensile properties – Part 3: Test conditions for films and sheets.

ISO 4892-2

Plastics – Methods of exposure to laboratory light sources – Part 2: Xenon-arc sources.

ISO/R1183

Plastics – Methods for determining the density and relative density of non-cellular plastics.

ISO/R868

Plastics and ebonite – Determination of indentation hardness by means of a durometer (Shore hardness).

ISO/R458

Plastics – Determination of stiffness in torsion of flexible materials – Part 1: General method.

IEC 60204

Safety of machinery – Electrical equipment of machines – Part 1: General requirements.

IEC 60445

Basic and safety principles for man-machine interface, marking and identification – Identification of equipment terminals and of terminations of certain designated conductors, including general rules for an alphanumeric system.

Please observe that only international standards have been referred to. There is in many cases e.g. a DIN standard (or any other European country standard) corresponding to a certain ISO or IEC standard. ASTM, UL and MIL standards refer to specific American standards. The SP standard refers to the independent Swedish National Testing and Research Institute.

IEC 60243

Electrical strength of insulating materials.

IEC 60093

Methods of test for volume resistivity and surface resistivity of solid electrical insulation materials.

UL 94

Standard for test for Flammability of Plastics Materials for Parts in Devices and Appliances.

ASTM D1593-99

Standard specification for non rigid vinyl chloride plastic film and sheeting.

ASTM D2671-00

Standard test methods for heat shrinkable tubing for electrical use.

ASTM D882-01

Test methods for tensile properties of film plastic sheeting.

ASTM D570

Test method for water absorption of plastics.

MIL 81531

Adherence and legibility test.

SP METHOD 2172

Cables and marking sleeves for electrical equipment – Determination of the abrasion resistance of marking text.

TEST SP METHOD 2171

To ensure that PARTEX MARKING SYSTEMS can withstand all kinds of stresses and strains, they are tested by the Swedish National Testing and Research Institute, where they are subjected to a series of strict tests.

These cover everything from how well the products stand up to mould and rust attacks, to how they withstand fire, extreme temperatures, UV radiation and different types of chemical.

Some of the tests conducted are listed below:

TEST	METHOD AND CRITERIA
Flammability	According to UL94.
Temperature – low	Sleeves held at -30°C (-22°F) for 4 hours. Check for cracks, breakage or similar damage. Also check for mountability and dismountability.
Temperature – high	Sleeves held at $+70^{\circ}\text{C}$ ($+158^{\circ}\text{F}$) for 1 hour. If material passes test, repeated checks at higher temperatures are made.
Ageing resistance	Accelerated ageing in heat oven corresponding to use at 20°C ($+68^{\circ}\text{F}$) for 30 years. Check for cracks, breakage or similar damage. (Max 50% reduction in elongation before breakage.) Also check for mountability and dismountability.
UV resistance	Accelerated test corresponding to ISO 4892-2 exposure 1 year outdoors in southern Sweden. Check for brittleness and changes in colour and readability.
Abrasion resistance of marking text	According to SP Method 2172 (rubbing machine). Load 75 g per mm mandrel diameter.
Chemical resistance	Mounted sleeves kept for 24 hours at $+23^{\circ}\text{C}$ & -2°C ($+73.4^{\circ}\text{F}$ & 28.4°F) immersed in the chemical. Drying for 2 hours then check for functionality, colour fastness and print legibility. CHEMICALS USED Synthetic diesel oil, Sulphuric acid 25%, Basic cleaning agent (Berol 226, 10%), Distilled water, Sea water (5% NaCl), Transformer oil (Nytro 10x), Ethanol 95%, Other chemicals on request.
Dielectric resistivity	According to IEC 93
Ozone resistance	Test specimens are elongated 33% and exposed to 100 \pm 5 pphm ozone at $+65^{\circ}\text{C}$ & -3°C ($+149^{\circ}\text{F}$ & 26.6°F) for 192 hours.

For special requests contact Partex for detailed test descriptions and test results.

PRODUCT RANGE – MATERIALS, BRIEF DESCRIPTION

PARTEX MARKING SYSTEMS come in a range of designs and materials. The many plastic and steel materials are directly customised for each area of application. The materials and their different properties are presented below.

ABS

ABS is copolymer of acrylonitrile, butadiene and styrene. ABS is halogen free and does not contain brominated flameproof materials. ABS is a tough, strong and rigid material. ABS is not flameproof and is susceptible to solvents but resists petrol, turpentine and ethanol. ABS is also resistant to alkaline and neutral detergents. The above information applies to non-printed material only.

Products: PAM accessory M1, PFC series of marker tag cards.

NORYL

Noryl is a modified PPO/PS plastic (polyphenyl oxide + polystyrene). Noryl is a flameproof and halogen free material. The above information applies to non-printed material only.

Products: SP spiral tubing range.

POLYAMIDE

Polyamide is a partially crystalline plastic of 4 various types. Polyamide 6 is an unfilled nylon of 6,6 carbon atoms and halogen free. It has good strength properties, toughness and resistance to wear. Polyamide also resists organic solvents, but has a limited resistance to acids and alkalis. The above information applies to non-printed material only.

Products: PCA, PEM, PKH accessories M1.

POLYESTER

Polyester is an impact and chemical resistant material. Its characteristic properties are printability, workability and punchability. The material is resistant to UV radiation. It is suitable for long life printing on labels and marking plates. It also has good resistance to high temperatures.

Products: PF range marking label materials.

POLYSTYRENE

Polystyrene (PS) is a plastic made by the polymerisation of styrene. Polystyrene is halogen free but not flameproof. Temperature range is -30°C to $+60^{\circ}\text{C}$ (-22°F to $+140^{\circ}\text{F}$). It is suitable for indoor use. PS has good impact toughness at room temperature but limited impact toughness in cold environments. The above information applies to non-printed material only.

Products: CAS accessory M1.

PVC

PVC stands for polyvinyl chloride, and it contains halogens. PVC has a natural flame decreasing property. It has a long life span and is sufficiently resistant to climatic factors. The PVC material is calcium and zinc stabilised. The softened PVC material contains a Di (2-ethylhexyl) phthalate softener. The material is strong and flexible. Temperatures below $+60^{\circ}\text{C}$ (140°F) are recommended working temperatures. PVC is recyclable and can be remelted several times. The above information applies to non-printed material only.

Products: PA, PC, PK, PO, PY, PKT, PKM, PT, PT+, PM, POK, PKH, PS marking series of M1/M2/M3.

STAINLESS MATERIAL

Stainless material SS 2347 corresponds to AISI 316 or W. no 1.4404. An acid resistant steel containing a minimum of 17% chromium, 11% nickel and 2% molybdenum. The material has good resistance in salt and wet weather environments. Good corrosion resistance to acids.

Product: PKS series of products including stainless cable ties.

ZEREX

Polyether-based thermoplastic, a compound of polyurethane (TPU). ZEREX is a halogen free flameproof extrusion compound developed for applications requiring limited smoke and toxin generation, with good resistance to flames. The temperature ranges from -30°C to $+90^{\circ}\text{C}$ (-22°F to $+194^{\circ}\text{F}$). It has been approved for use in the subway systems of New York. The above information applies to non-printed material only.

Products: PAZ, PKZ, POZ, PTZ series of M2 and M3.

PACKAGINGS



M1 SINGLE-CHARACTER MARKING



REEL. Semi cut markers.



COMPACTADISC. Semi cut markers.



SINGLE BAG. Marker strips.



STRIP PACK. Cut/loose markers.



M2 MULTI-CHARACTER MARKING



UNSORTED. Marker loop.



UNSORTED. Standard number sequences.



SORTED. Individual customized marking.




SORTED. On cardboard sheets.



M3 PRODUCTION ON SITE



SINGLE BAG. Label holders.



SHEETS. Labels.



BAG/TUBE. Mounting rails, rivets etc.



CARTON. Marker strips.



CARTON. Continuous marker profile.



CARTON-REEL. Continuous heat shrink and PO profile.



COMPACTADISC. For profile packaging.

Special packagings within the scope of our production facilities can be quoted for on request.

MARKING METHODS



PARTEX MARKING SYSTEMS can be divided into three different marking methods:

METHOD 1

SINGLE-CHARACTER COMBINATION MARKING

Consists of single-character markers that can be combined with one another to give total marking flexibility.

The installation engineer assembles the combinations required in each case.




METHOD 2

MULTI-CHARACTER MARKING

Allows you to order markers already printed with the combinations of characters required, in accordance with your specification, direct from PARTEX.

The information can be transferred via e-mail, fax or floppy disc.



METHOD 3

PRODUCTION ON SITE

Allows you to produce your own markers on site, using your own PC with marking machine, products and software supplied by PARTEX.

There are various kinds of printing. For example, single-character combination marking on plastic has hot-stamped text, multi-character marking has black inkjet characters as standard, while stainless marking are stamped. For further information, please contact PARTEX.

COLOURS/ARTICLE NUMBER DESCRIPTION

The marking sleeves' basic colour scheme follows the international colour code shown here.



COLOUR OF SLEEVE BLACK (RAL NO. 9011), WHITE PRINT



COLOUR OF SLEEVE GREEN (RAL NO. 6001), WHITE PRINT



COLOUR OF SLEEVE BROWN (RAL NO. 8015), WHITE PRINT



COLOUR OF SLEEVE BLUE (RAL NO. 5010), WHITE PRINT



COLOUR OF SLEEVE RED (RAL NO. 3018), WHITE PRINT



COLOUR OF SLEEVE VIOLET (RAL NO. 4006), WHITE PRINT




COLOUR OF SLEEVE ORANGE (RAL NO. 2004), BLACK PRINT




COLOUR OF SLEEVE GREY (RAL NO. 7005), BLACK PRINT



COLOUR OF SLEEVE YELLOW (RAL NO. 1021), BLACK PRINT



COLOUR OF SLEEVE WHITE (RAL NO. 9010), BLACK PRINT



COLOUR OF SLEEVE PINK (RAL NO. 3014), BLACK PRINT



COLOUR OF SLEEVE YELLOW/GREEN, BLACK PRINT



COLOUR OF SLEEVE RED, WHITE PRINT



COLOUR OF SLEEVE BLUE, WHITE PRINT



COLOUR OF SLEEVE BLUE, WHITE PRINT



COLOUR OF SLEEVE BLUE, WHITE PRINT



COLOUR OF SLEEVE RED, WHITE PRINT

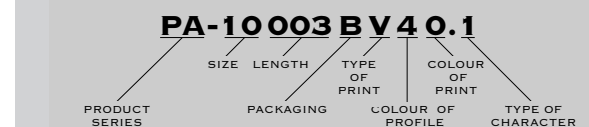
EXPLANATION ARTICLE NUMBER POSITIONS 3, 9, 10, 11, 12 AND 14

- Z = ZEREX/HALOGEN FREE (3)
- A = CUT/LOOSE MARKERS IN BAGS (9)
- B = SEMI CUT MARKERS ON REEL (9)
- P = SEMI CUT MARKERS IN STRIPS IN BAGS (9)
- S = SEMI CUT MARKERS ON COMPACTDISC (9)
- B = BLACK INK JET PRINT (10)
- V = HOT STAMPED PRINT (10)
- N = NEUTRAL/BLANK MARKERS (10)
- T = TRANSPARENT (10)
- o = COLOUR OF CARRIER OR PROFILE (11)
- & = COLOUR OF PRINT/CHARACTER (12)
- # = PRINT/CHARACTER (14)

o AND & = COLOURS ACCORDING TO THE INTERNATIONAL COLOUR CODE.

= A-Z, 0-9 AND SPECIAL CHARACTERS SUCH AS +, -, /, GROUND SIGN ETC.

ORDER EXAMPLE M1



SIZE SELECTION GUIDE

PARTEX marking sleeves will fit the vast majority of cable, wire and pipe diameters. The table shows which sleeve diameters are suitable for different dimensions.

MM	INCHES	PY	PA/PAZ/PA+PAZ+	PC	PCA	PO	PT/PT+	MM	INCHES
1.0	0.039							1.0	0.039
1.2	0.047							1.2	0.047
1.4	0.055							1.4	0.055
1.6	0.063							1.6	0.063
1.8	0.071							1.8	0.071
2.0	0.079							2.0	0.079
2.2	0.087							2.2	0.087
2.4	0.094							2.4	0.094
2.6	0.102							2.6	0.102
2.8	0.110							2.8	0.110
3.0	0.118							3.0	0.118
3.2	0.126							3.2	0.126
3.4	0.134							3.4	0.134
3.6	0.142							3.6	0.142
3.8	0.150							3.8	0.150
4.0	0.157							4.0	0.157
4.2	0.165							4.2	0.165
4.4	0.173							4.4	0.173
4.6	0.181							4.6	0.181
4.8	0.189							4.8	0.189
5.0	0.197							5.0	0.197
5.2	0.204							5.2	0.204
5.4	0.212							5.4	0.212
5.6	0.220							5.6	0.220
5.8	0.228							5.8	0.228
6.0	0.236							6.0	0.236
6.2	0.244							6.2	0.244
6.4	0.252							6.4	0.252
6.6	0.260							6.6	0.260
6.8	0.268							6.8	0.268
7.0	0.276							7.0	0.276
7.2	0.284							7.2	0.284
7.4	0.292							7.4	0.292
7.6	0.300							7.6	0.300
7.8	0.308							7.8	0.308
8.0	0.315							8.0	0.315
8.2	0.323							8.2	0.323
8.4	0.331							8.4	0.331
8.6	0.339							8.6	0.339
8.8	0.347							8.8	0.347
9.0	0.355							9.0	0.355
9.2	0.363							9.2	0.363
9.4	0.371							9.4	0.371
9.6	0.379							9.6	0.379
9.8	0.387							9.8	0.387
10.0	0.394							10.0	0.394
10.2	0.402							10.2	0.402
10.4	0.410							10.4	0.410
10.6	0.418							10.6	0.418
10.8	0.426							10.8	0.426
11.0	0.434							11.0	0.434
11.2	0.442							11.2	0.442
11.4	0.450							11.4	0.450
11.6	0.458							11.6	0.458
11.8	0.466							11.8	0.466
12.0	0.473							12.0	0.473
12.2	0.481							12.2	0.481
12.4	0.489							12.4	0.489
12.6	0.497							12.6	0.497
12.8	0.505							12.8	0.505
13.0	0.513							13.0	0.513
13.2	0.521							13.2	0.521
13.4	0.529							13.4	0.529
13.6	0.537							13.6	0.537
13.8	0.545							13.8	0.545
14.0	0.552							14.0	0.552
14.2	0.560							14.2	0.560
14.4	0.568							14.4	0.568
14.6	0.576							14.6	0.576
14.8	0.584							14.8	0.584
15.0	0.591							15.0	0.591
15.2	0.599							15.2	0.599
15.4	0.607							15.4	0.607
15.6	0.615							15.6	0.615
15.8	0.623							15.8	0.623
16.0	0.630							16.0	0.630
16.2	0.638							16.2	0.638
16.4	0.646							16.4	0.646
16.6	0.654							16.6	0.654
16.8	0.661							16.8	0.661
17.0	0.669							17.0	0.669
17.2	0.677							17.2	0.677
17.4	0.685							17.4	0.685
17.6	0.693							17.6	0.693
17.8	0.701							17.8	0.701
18.0	0.709							18.0	0.709
18.2	0.717							18.2	0.717
18.4	0.724							18.4	0.724
18.6	0.732							18.6	0.732
18.8	0.740							18.8	0.740
19.0	0.748							19.0	0.748
19.2	0.756							19.2	0.756
19.4	0.764							19.4	0.764
19.6	0.772							19.6	0.772
19.8	0.780							19.8	0.780
20.0	0.787							20.0	0.787
20.2	0.795							20.2	0.795
20.4	0.803							20.4	0.803
20.6	0.811							20.6	0.811
20.8	0.819							20.8	0.819
21.0	0.827							21.0	0.827
21.2	0.835							21.2	0.835
21.4	0.843							21.4	0.843
21.6	0.850							21.6	0.850
21.8	0.858							21.8	0.858
22.0	0.866							22.0	0.866
22.2	0.874							22.2	0.874
22.4	0.882							22.4	0.882
22.6	0.890							22.6	0.890
22.8	0.898							22.8	0.898
23.0	0.906							23.0	0.906
23.2	0.913							23.2	0.913
23.4	0.921							23.4	0.921
23.6	0.929							23.6	0.929
23.8	0.937							23.8	0.937
24.0	0.945							24.0	0.945
24.2	0.953							24.2	0.953
24.4	0.961							24.4	0.961
24.6	0.969							24.6	0.969
24.8	0.976							24.8	0.976
25.0	0.984							25.0	0.984
25.2	0.992							25.2	0.992
25.4	1.000							25.4	1.000
25.6	1.008							25.6	1.008
25.8	1.016							25.8	1.016
26.0	1.024							26.0	1.024
26.2	1.031							26.2	1.031
26.4	1.039							26.4	1.039
26.6	1.047							26.6	1.047
26.8	1.055							26.8	1.055
27.0	1.063							27.0	1.063
27.2	1.071							27.2	1.071
27.4	1.079							27.4	1.079
27.6	1.087							27.6	1.087
27.8	1.094							27.8	1.094
28.0	1.102							28.0	1.102

MM	INCHES	AWG	MM ² (SQ. IN.)	MM	INCHES
1.0	0.039			1.0	0.039
1.2	0.047			1.2	0.047
1.4	0.055			1.4	0.055
1.6	0.063			1.6	0.063
1.8	0.071			1.8	0.071
2.0	0.079			2.0	0.079
2.2	0.087			2.2	0.087
2.4	0.094			2.4	0.094
2.6	0.102			2.6	0.102
2.8	0.110			2.8	0.110
3.0	0.118			3.0	0.118
3.2	0.126			3.2	0.126
3.4	0.134			3.4	0.134
3.6	0.142			3.6	0.142
3.8	0.150			3.8	0.150
4.0	0.157			4.0	0.157
4.2	0.165			4.2	0.165
4.4	0.173			4.4	0.173
4.6	0.181			4.6	0.181
4.8	0.189			4.8	0.189
5.0	0.197			5.0	0.197
5.2	0.204			5.2	0.204
5.4	0.212			5.4	0.212
5.6	0.220			5.6	0.220
5.8	0.228			5.8	0.228
6.0	0.236			6.0	0.236
6.2	0.244			6.2	0.244
6.4	0.252			6.4	0.252
6.6	0.260			6.6	0.260
6.8	0.268			6.8	0.268
7.0	0.276			7.0	0.276
7.2	0.284			7.2	0.284
7.4	0.292			7.4	0.292
7.6	0.300			7.6	0.300
7.8	0.308			7.8	0.308
8.0	0.315			8.0	0.315
8.2	0.323			8.2	0.323
8.4	0.331			8.4	0.331
8.6	0.339			8.6	0.339
8.8	0.347			8.8	0.347
9.0	0.355			9.0	0.355
9.2	0.363			9.2	0.363
9.4	0.371			9.4	0.371
9.6	0.379			9.6	0.379
9.8	0.387			9.8	0.387
10.0	0.394			10.0	0.394
10.2	0.402			10.2	0.402
10.4	0.410			10.4	0.410
10.6	0.418			10.6	0.418
10.8	0.426			10.8	0.426
11.0	0.434			11.0	0.434
11.2	0.442			11.2	0.442
11.4	0.450			11.4	0.450
11.6	0.458			11.6	0.458
11.8	0.466			11.8	0.466
12.0	0.473			12.0	0.473
12.2	0.481			12.2	0.481
12.4	0.489			12.4	0.489
12.6	0.497			12.6	0.497
12.8	0.505			12.8	0.505
13.0	0.513				


SINGLE-CHARACTER COMBINATION MARKING



PA

WIRE MARKING

- Closed, permanent grip and adjustable marking sleeve for as yet unconnected wires.
- For applications including electrical engineering, pneumatics and hydraulics.
- Unique profile with spring-action bellows covers wide diameter range.
- Twist-protection for secure combination marking.
- Excellent legibility.



SPECIFICATION

DESIGN

Closed combination marker.

MATERIAL

Cadmium and silicon free, soft PVC according to special PARTEX formula. Also available in halogen free material, PAZ. See separate product information.

COLOURS

Standard colours yellow and white and international colour code for 0-9.

PRINTING

Hot stamped.

TEXT

Alphanumerical and special characters.

MULTI-CHARACTER MARKING

See separate product information.

TEMPERATURE RESISTANCE

Shape permanence from -30°C to $+60^{\circ}\text{C}$ (-22°F to $+140^{\circ}\text{F}$).

RESISTANCE

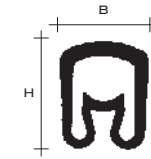
The product is tested according to PARTEX Product Test Programme by the Swedish Test and Research Institute and has the following test properties:

- Flammability resistance according to UL94-VO.
- Resistant to UV radiation, corresponding to 1 year outdoors in the south of Sweden.
- Resistance to chemicals meets PARTEX Product Test Programme.
- Resistance to temperature and ageing meets norms of PARTEX Product Test Programme.

For application in hostile environments, please contact PARTEX for information.

DIMENSIONS IN MM (NOMINAL)

TYPE DESIGNATION	HEIGHT (H)	WIDTH (B)	TEXT HEIGHT
PA02	3.6	3.5	2.6
PA1	5.5	4.2	2.6
PA2	9.5	6.6	4.0
PA3	16.5	11.0	4.0

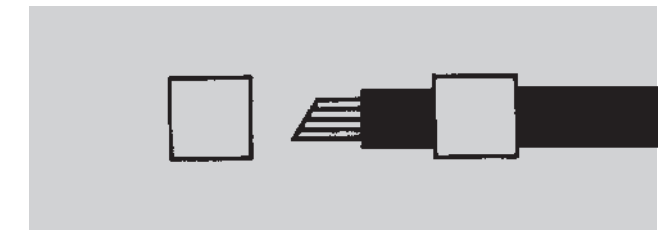
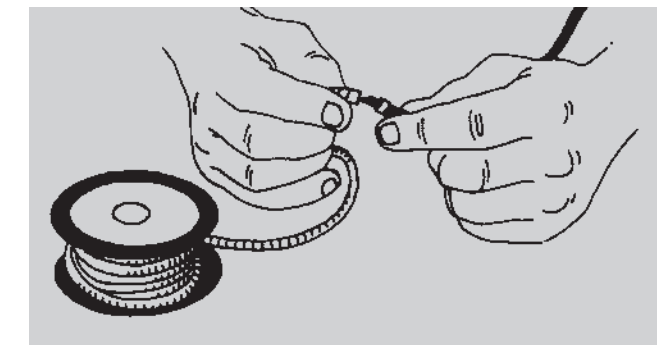


SIZES AND PACKAGINGS

ARTICLE NUMBER	DIAMETER/AREA/INCH	SLEEVE LENGTH	NO. OF CHAR.	SEMI CUT MARKER SLEEVES	LOOSE, CUT MARKER SLEEVES
PA-02003*VQ&.#	1.3 – 3.0 MM ~0.2 – 1.5 MM ² .051" – .118"	3 MM	1	REELS OF 1000 PCS COMPACTDISCS OF 500 PCS SINGLE BAG OF 250 PCS 10 STRIPS OF 25 MARKERS	STRIP PACK OF 1000 PCS (5X200)
PA-10003*VQ&.#	2.5 – 5.0 MM ~1.5 – 4.0 MM ² .059" – .197"	3 MM	1	REELS OF 1000 PCS COMPACTDISCS OF 500 PCS SINGLE BAG OF 250 PCS 10 STRIPS OF 25 MARKERS	STRIP PACK OF 1000 PCS (5X200)
PA-20004*VQ&.#	4.0 – 10.0 MM ~2.5 – 16.0 MM ² .157" – .394"	4 MM	1	COMPACTDISCS OF 250 PCS	STRIP PACK OF 500 PCS (5X100)
PA-30006*VQ&.#	8.0 – 16.0 MM ~16.0 – 70.0 MM ² .315" – .630"	6 MM	1		STRIP PACK OF 100 PCS (5X20)

* = PACKAGING. A = CUT MARKERS. B = 1000-REEL. P = MARKER STRIPS. S = COMPACTDISC.
V = HOT STAMPED.
Q = SLEEVE COLOUR ACCORDING TO THE INTERNATIONAL COLOUR CODE.
& = CHARACTER COLOUR BLACK OR WHITE OTHER COLOURS, PLEASE CONTACT PARTEX.
= CHARACTER.
N.B! IF YOU WISH NEUTRAL/BLANK MARKERS, PLEASE EXCHANGE THE LETTER +V+ TO +N+.

APPLICATION



SINGLE-CHARACTER COMBINATION MARKING



PAZ WIRE MARKING

- Single-character, halogen free combination marking for as yet unconnected wires.
- For applications including electrical engineering, pneumatics and hydraulics.
- Unique profile with spring-action bellows covers wide diameter range.
- Twist-protection for secure combination marking.
- Excellent legibility.

SPECIFICATION

DESIGN

Closed combination marking.

MATERIAL

ZEREX, thermoplastic polyether based polyurethane mixture. The material is free from halogen, cadmium and silicon.

COLOUR

Yellow or white. Other colours, please contact PARTEX.

PRINT

Etching black ink jet with high resolution.

TEXT

Alphanumeric, special characters and symbols.

MULTICHARACTER MARKING

See separate product information.

RANGE OF TEMPERATURE

Shape permanence between -30°C and $+90^{\circ}\text{C}$ (-22°F and $+194^{\circ}\text{F}$).

RESISTANCE

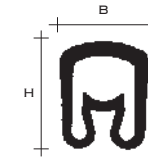
The product is tested according to PARTEX Product Test Programme by the Swedish Test and Research Institute and has the following test properties:

- Flammability resistance according to UL94-VO.
- Resistant to UV radiation, corresponding to 1 year outdoors in the south of Sweden.
- Resistance to chemicals meets PARTEX Product Test Programme (except for battery acid).
- Resistance to temperature and ageing meets norms of PARTEX Product Test Programme.

For application in hostile environments, please contact PARTEX for information.

DIMENSIONS IN MM (NOMINAL)

TYPE DESIGNATION	HEIGHT (H)	WIDTH (B)	TEXT HEIGHT
PAZ02	3.6	3.5	2.6
PAZ1	5.5	4.2	2.6
PAZ2	9.5	6.6	4.0

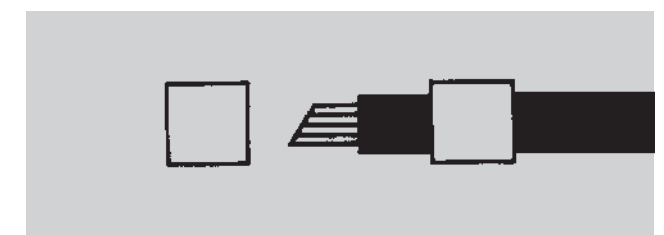
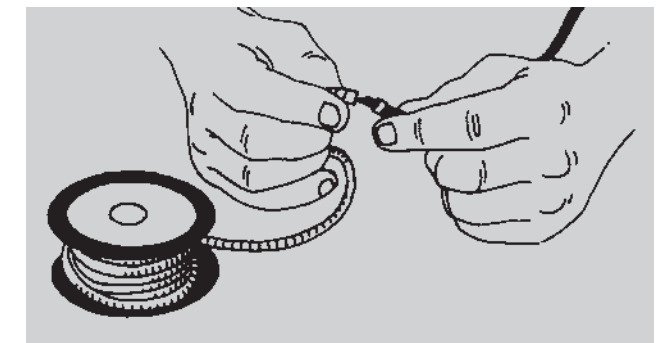


SIZES AND PACKAGINGS

ARTICLE NUMBER	DIAMETER/AREA/INCH	SLEEVE LENGTH	NO. OF CHAR.	LOOSE, CUT MARKER SLEEVES
PAZ02003SB00.#	1.3 – 3.0 MM ~0.2 – 1.5 MM ²	3 MM	1	COMPACTADISC OF 500 PCS
PAZ10003SB00.#	2.5 – 5.0 MM ~1.5 – 4.0 MM ²	3 MM	1	COMPACTADISC OF 500 PCS
PAZ20004SB00.#	4.0 – 10.0 MM ~2.5 – 16.0 MM ²	4 MM	1	COMPACTADISC OF 250 PCS

S= COMPACTADISC.
B= INK JET PRINT.
Q= 4 = YELLOW AND 9 = WHITE.
O= BLACK PRINT.
#= PRINT.
N,B! IF YOU WISH NEUTRAL/BLANK MARKERS, PLEASE EXCHANGE THE LETTER «B» TO «N».

APPLICATION



SINGLE-CHARACTER COMBINATION MARKING



PY

WIRE MARKING

- Closed secure combination marker sleeve for smaller diameter wires.
- Flexible sleeve profile, covers wide diameter areas and allows rapid installation.
- Large surface with excellent readability.



SPECIFICATION

DESIGN

Closed combination marker. A special Y-shaped profile covers a wide diameter range of small wires. The large print surface of the marker enables excellent readability in normal reading distances.

MATERIAL

Cadmium and silicon free soft PVC in accordance with PARTEX formula.

COLOURS

Standard colours yellow and white and international colour code for 0-9.

PRINT

Hot stamped.

TEXT

Alphanumerical and special characters.

MULTI-CHARACTER MARKING

Can also be delivered as customized multi character marking. Especially suitable in telecom and PLC applications. See separate product information.

TEMPERATURE RANGE

Shape permanent between -30°C and $+60^{\circ}\text{C}$ (-22°F and $+140^{\circ}\text{F}$).

RESISTANCE

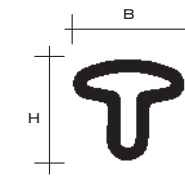
The product is tested according to PARTEX Product Test Programme by the Swedish Test and Research Institute and has the following test properties:

- Flammability resistance according to UL94-V0.
- Resistant to UV radiation, corresponding to 1 year outdoors in the south of Sweden.
- Resistance to chemicals meets PARTEX Product Test Programme.
- Resistance to temperature and ageing meets norms of PARTEX Product Test Programme.

For application in hostile environments, please contact PARTEX for information.

DIMENSIONS IN MM (NOMINAL)

TYPE DESIGNATION	HEIGHT (H)	WIDTH (B)	TEXT HEIGHT
PY-01	3,3	3,5	2,6

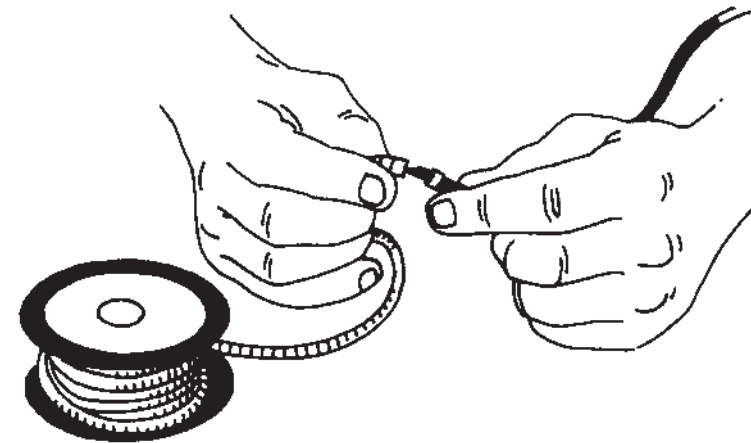


SIZES AND PACKAGINGS

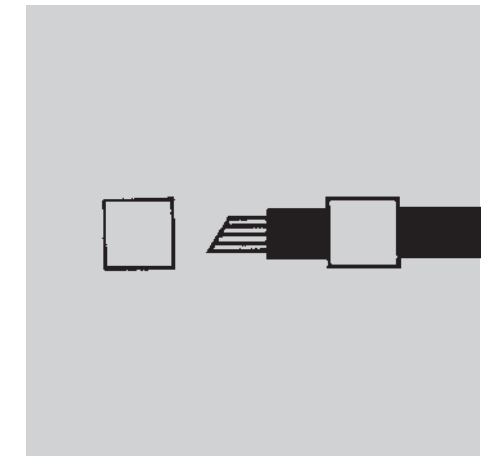
ARTICLE NUMBER	APPLICATION RANGE DIAMETER/AREA/INCH	LENGTH MM	NUMBER OF CHARACTERS	SEMI CUT MARKER SLEEVES	LOOSE, CUT MARKER SLEEVES
PY-01003*V0&.#	- 1.0 - 2.0 MM - 0.2 - 0.7 MM ² .039" - .079"	3	1	REEL 1000 PCS	STRIP PACK 1000 PCS, (5X200)

* = PACKAGING. A = CUT MARKERS. B = 1000-REEL. P = MARKER STRIPS.
V = HOT STAMPED.
0 = SLEEVE COLOUR ACCORDING TO THE INTERNATIONAL COLOUR CODE.
& = CHARACTER COLOUR BLACK OR WHITE OTHER COLOURS, PLEASE CONTACT PARTEX.
= CHARACTER.
N.B! IF YOU WISH NEUTRAL/BLANK MARKERS, PLEASE EXCHANGE THE LETTER +V+ TO +N+.

APPLICATION



A TIP!
THE MARKING WORK GOES FASTER IF THE WIRE END IS CUT IN ANGLE BEFORE PUTTING THE SLEEVE ONTO THE WIRE



SINGLE-CHARACTER COMBINATION MARKING



PC

WIRE MARKING

- Open marker sleeve for already connected wires.
- Securely positioned with help of barbs.
- Twist-protected for secure combination marking.
- Fast snap installation.
- Four sizes cover mostly used wires and cables.
- Tools available for non-easy access installation.



SPECIFICATION

DESIGN

Open combination marker with sturdy barbs. Small width and height sizes.

MATERIAL

Cadmium and silicon free rigid PVC in accordance with PARTEX formula.

COLOURS

Standard colours yellow and white and international colour code for 0-9.

PRINT

Hot stamped.

TEXT

Alphanumerical and special characters.

MULTI-CHARACTER MARKING

See separate product information.

TEMPERATURE RANGE

Shape permanent between -30°C and $+60^{\circ}\text{C}$ (-22°F and $+140^{\circ}\text{F}$).

RESISTANCE

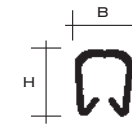
The product is tested according to PARTEX Product Test Programme by the Swedish Test and Research Institute and has the following test properties:

- Flammability resistance according to UL94-V0.
- Resistant to UV radiation, corresponding to 1 year outdoors in the south of Sweden.
- Resistance to chemicals meets PARTEX Product Test Programme.
- Resistance to temperature and ageing meets norms of PARTEX Product Test Programme.

For application in hostile environments, please contact PARTEX for information.

DIMENSIONS IN MM (NOMINAL)

TYPE DESIGNATION	HEIGHT (H)	WIDTH (B)	TEXT HEIGHT
PC-10003	3.6	3.7	2.6
PC-20003	4.2	4.5	2.6
PC-30003	5.5	5.7	2.6
PC-40004	6.7	6.9	4.0



SIZES AND PACKAGINGS

ARTICLE NUMBER	DIAMETER/AREA/INCH	SLEEVE LENGTH	NUMBER OF CHARACTERS	PACKAGING	
					STRIPS OR LOOSE, CUT MARKING SLEEVES
PC-10003*VQ&.#	~2.4 – 3.0 MM ~0.4 – 1.5 MM ² .094" – .118"	3 MM	1	N.B.1 UNLESS OTHERWISE SPECIFIED, PC MARKERS ARE SUPPLIED IN CONTINUOUS STRIPS WITH 20 MARKERS/STRIP. AN ENTIRE STRIP PACK COM-PRISES 5 SMALLER BAGS, EACH CONTAINING 10 STRIPS OF 20 MARKERS, TOTALLY 1000.	STRIP PACK, 1000 PCS (5 X 200)
PC-20003*VQ&.#	~3.0 – 4.0 MM ~1.5 – 3.0 MM ² .118" – .157"	3 MM	1		STRIP PACK, 1000 PCS (5 X 200)
PC-30003*VQ&.#	~4.0 – 5.0 MM ~3.0 – 4.0 MM ² .157" – .197"	3 MM	1		STRIP PACK, 1000 PCS (5 X 200)
PC-40004*VQ&.#	~5.0 – 6.2 MM ~4.0 – 5.0 MM ² .197" – .244"	4 MM	1		STRIP PACK, 1000 PCS (5 X 200)

FOR SAFE FUNCTION, THIS TYPE OF MARKING MUST NOT BE USED FOR DIAMETERS OVER AND ABOVE THE RECOMMENDED RANGE.

* = PACKAGING, A = CUT MARKERS, P = MARKER STRIPS.

V = HOT STAMPED

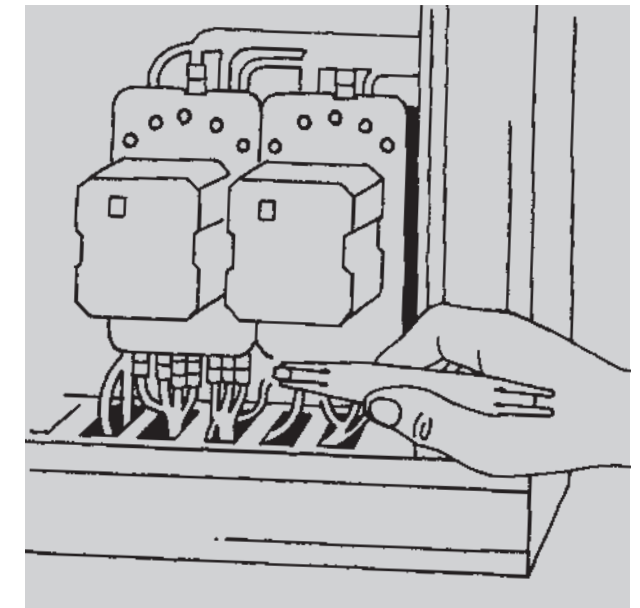
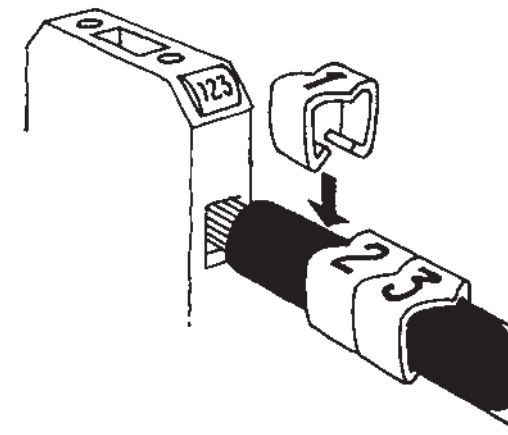
Q = SLEEVE COLOUR ACCORDING TO THE INTERNATIONAL COLOUR CODE.

& = CHARACTER COLOUR BLACK OR WHITE OTHER COLOURS, PLEASE CONTACT PARTEX.

= CHARACTER.

N.B.1 IF YOU WISH NEUTRAL/BLANK MARKERS, PLEASE EXCHANGE THE LETTER «V» TO «N».

APPLICATION



SINGLE-CHARACTER COMBINATION MARKING

131



PCA

WIRE MARKING

- Practical combination marking for connected conductors.
- Swift mounting without tools.
- As safe as closed marking.
- According to European standard EN60204.
- Allows alterations on wires already connected, ideal for maintenance.
- Good fastening – narrow width.
- Halogen free.
- Two sizes cater for conductor areas from 0.5 – 6.0 mm².
- Reduced mounting and storage costs.

SPECIFICATION

DESIGN

Open combination marking with locking function.

MATERIAL

Halogen free polyamide 6.6.

COLOUR

Standard colours yellow and white and international colour code for 0-9.

PRINT

Hot stamped.

TEXT

Alphanumerical and special characters.

TEMPERATURE RANGE

From -30°C to +100°C (-22°F to +212°F).

DURABILITY

Excellent resistance to petrol, fats, oils, esters and ketones.

DIMENSIONS IN MM (NOMINAL)

TYPE DESIGNATION	HEIGHT (H)	LENGTH (L)	WIDTH (B)	TEXT HEIGHT
PCA10004	5	9	4	3
PCA20004	5	13	4	3





SIZES AND PACKAGINGS

ARTICLE NUMBER	DIAMETER/AREA/INCH	NUMBER OF CHARACTERS	PCS/PACKAGING
PCA10004PVQ&.#	2.2–3.6 MM / 0.5–2.5 MM ² / .087"–.142"	1	320 PCS = 10 STRIPS OF 32 MARKERS
PCA20004PVQ&.#	3.6–6.0 MM / 2.5–6.0 MM ² / .142"–.236"	1	320 PCS = 10 STRIPS OF 32 MARKERS

D = SLEEVE COLOUR ACCORDING TO THE INTERNATIONAL COLOUR CODE.
 & = CHARACTER COLOUR ACCORDING TO THE INTERNATIONAL COLOUR CODE.
 # = CHARACTER.
 N.B! IF YOU WISH NEUTRAL/BLANK MARKERS, PLEASE EXCHANGE THE LETTER «V» TO «N».

APPLICATION



PRODUCTION ON SITE

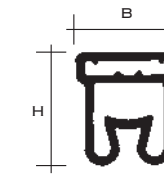
PT

WIRE MARKER HOLDER

- Closed transparent sleeve with label pocket for marking label.
- Label pocket design keeps marking label protected and fixed in position.
- Installation of marking label can be made before or after the sleeve is installed on the wire.
- Four sizes with same label pocket dimensions cover most diameter areas.
- The flexible bellows construction of the sleeves allows fast, easy and adjustable installation on the wire.

DIMENSIONS IN MM (NOMINAL)

ARTICLE NUMBER	HEIGHT (H)	WIDTH (B)	LENGTH
PT-02015A	7.0	6.5	15
PT-20015A	9.5	6.5	15
PT-30015A	15.0	9.5	15
PT-02021A	5.5	6.5	21
PT-10021A	7.0	6.5	21
PT-20021A	9.5	6.5	21
PT-30021A	15.0	6.5	21



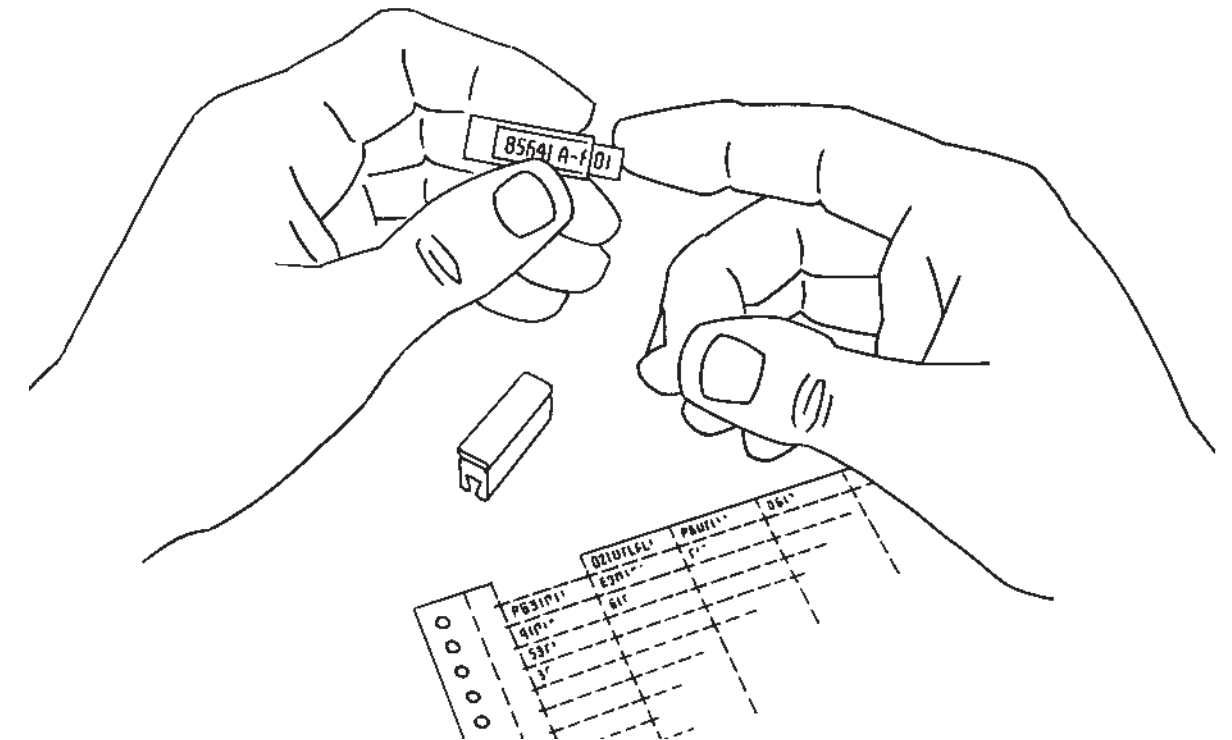
MEASUREMENTS REFER TO INSTALLATION ON MIN. DIAMETER.

SIZES AND PACKAGINGS

ARTICLE NUMBER	DIAMETER		AREA MM ²	AWG*	LOOSE CUT SLEEVES/BAG
	MM	INCH			
PT-02015A	1.3 – 3.0	.051 – .118	~0.25 – 1.5	22 – 16	200 PCS
PT-10015A	2.5 – 5.0	.098 – .197	~1.5 – 4.0	16 – 11	200 PCS
PT-20015A	4.0 – 10.0	.157 – .394	~2.5 – 16.0	13 – 5	100 PCS
PT-30015A	8.0 – 16.0	.315 – .630	~16.0 – 75.0	6 – 00	100 PCS
PT-02021A	1.3 – 3.0	.051 – .118	~0.25 – 1.5	22 – 16	200 PCS
PT-10021A	2.5 – 5.0	.098 – .197	~1.5 – 4.0	16 – 11	200 PCS
PT-20021A	4.0 – 10.0	.157 – .394	~2.5 – 16.0	13 – 5	100 PCS
PT-30021A	8.0 – 16.0	.315 – .630	~16.0 – 75.0	6 – 00	100 PCS

*AWG SIZES FOR GUIDANCE ONLY.

APPLICATION



SPECIFICATION

DESIGN

Closed, bellows construction sleeve with pocket for marking label. PT is intended for min. 6 mm terminal blocks. For 5 mm terminal blocks, we recommend PT+, see separate product information.

The flat pocket design of the PT- sleeve gives a good smudge protection against oil and dust.

MATERIAL

Cadmium and silicon free soft PVC in accordance with PARTEX formula.

COLOURS

Transparent.

TEMPERATURE RANGE

Shape permanence between -30°C and $+60^{\circ}\text{C}$ (-22°F and $+140^{\circ}\text{F}$).

RESISTANCE

The product is tested according to PARTEX Product Test Programme by the Swedish Test and Research Institute and has the following test properties:

- Flammability resistance according to UL94-V0.
- Resistant to UV radiation, corresponding to 1 year outdoors in the south of Sweden.
- Resistance to chemicals meets PARTEX Product Test Programme (except for battery acid).
- Resistance to temperature and ageing meets norms of PARTEX Product Test Programme.

For application in hostile environments, please contact PARTEX for information.

PRODUCTION ON SITE



PT+

WIRE MARKER HOLDER

- PA type sleeve with oval, transparent pocket for marking labels.
- The sleeve's flexible bellows allow quick mounting and easily adjustable sleeve on the wire. Particularly suitable for 5 mm terminal block mounting.
- The transparent pocket's oval, resilient shape allows mounting of marking label/tag with one simple grip. The label/tag is simultaneously protected and fixed in position.
- The marking labels/tags are printed on site either by easy-to-use card printers, laser or matrix printers.
- Printing controlled by PC with PARTEX software WINSIGN, either directly or in a project oriented way.

SPECIFICATION

DESIGN

PT+ is a closed marker holder of improved bellows design with a pocket to hold marker tags of types PF and PFC. The new bellow design with grooves decrease the friction up to 50% when pushing the sleeve on to the wire. The holder is transparent and is mounted directly on to the cable or wire before assembly. The marker tag can be affixed before or after assembly. The holder does not require much space, PT+02 and PT+10 fit wires to 5 mm terminal block widths.

MATERIAL

Cadmium and silicon free soft PVC according to PARTEX formula.

COLOUR

Transparent.

TEMPERATURE TOLERANCE

Shape permanence from -30°C to +60°C (-22°F to +140°F).
NB! Only the sleeve.

RESISTANCE

The product is tested according to PARTEX Product Test Programme by the Swedish Test and Research Institute and has the following test properties:

- Flammability resistance according to UL94-V0.
- Resistant to UV radiation, corresponding to 1 year outdoors in the south of Sweden.
- Resistance to chemicals meets PARTEX Product Test Programme (except for battery acid).
- Resistance to temperature and ageing meets norms of PARTEX Product Test Programme.

For application in hostile environments, please contact PARTEX for information.

DIMENSIONS IN MM (NOMINAL)

PRODUCT TYPE	LENGTH	WIDTH	HEIGHT
PT+02	12/15/18/21/30	5	5
PT+10	12/15/18/21/30	5	7
PT+20	12/15/18/21/30	6	10
PT+30	12/15/18/21/30	10	19



SIZES AND PACKAGINGS

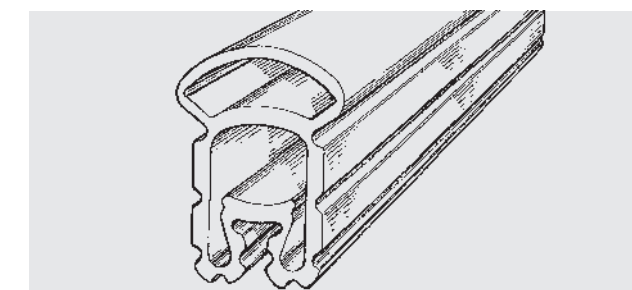

ARTICLE NUMBER	DIAMETER MM	INTENDED FOR INCH	AREA MM2	*AWG	QTY/ PACK	SUITABLE PF-LABEL	SUITABLE PFC-TAG	SUITABLE PO-PROFILE
PT+02012A	~1,3 - 3,0	.051 - .118	~0,25 - 1,5	22 - 16	200 PCS	-	PFC04212	PP-04600SN
PT+10012A	~2,5 - 5,0	.098 - .196	~1,5 - 4,0	16 - 11	200 PCS	-	PFC04212	PP-04600SN
PT+20012A	~4,0 - 10,0	.157 - .393	~2,5 - 15,0	13 - 5	100 PCS	-	PFC04212	PP-04600SN
PT+30012A	~8,0 - 16,0	.314 - .629	~16,0 - 70,0	5 -	100 PCS	-	PFC04212	PP-04600SN
PT+02015A	~1,3 - 3,0	.051 - .118	~0,25 - 1,5	22 - 16	200 PCS	PF-10015	PFC04215	PP-04600SN
PT+10015A	~2,5 - 5,0	.098 - .196	~1,5 - 4,0	16 - 11	200 PCS	PF-10015	PFC04215	PP-04600SN
PT+20015A	~4,0 - 10,0	.157 - .393	~2,5 - 16,0	13 - 5	100 PCS	PF-10015	PFC04215	PP-04600SN
PT+30015A	~8,0 - 16,0	.314 - .629	~16,0 - 70,0	5 -	100 PCS	PF-10015	PFC04215	PP-04600SN
PT+02018A	~1,3 - 3,0	.051 - .118	~0,25 - 1,5	22 - 16	200 PCS	-	PFC04218	PP-04600SN
PT+10018A	~2,5 - 5,0	.098 - .196	~1,5 - 4,0	16 - 11	200 PCS	-	PFC04218	PP-04600SN
PT+20018A	~4,0 - 10,0	.157 - .393	~2,5 - 15,0	13 - 5	100 PCS	-	PFC04218	PP-04600SN
PT+30018A	~8,0 - 16,0	.314 - .629	~16,0 - 70,0	5 -	100 PCS	-	PFC04218	PP-04600SN
PT+02021A	~1,3 - 3,0	.051 - .118	~0,25 - 1,5	22 - 16	200 PCS	PF-10021	PFC04221	PP-04600SN
PT+10021A	~2,5 - 5,0	.098 - .196	~1,5 - 4,0	16 - 11	200 PCS	PF-10021	PFC04221	PP-04600SN
PT+20021A	~4,0 - 10,0	.157 - .393	~2,5 - 16,0	13 - 5	100 PCS	PF-10021	PFC04221	PP-04600SN
PT+30021A	~8,0 - 16,0	.314 - .629	~16,0 - 70,0	5 -	100 PCS	PF-10021	PFC04221	PP-04600SN
PT+02030A	~1,3 - 3,0	.051 - .118	~0,25 - 1,5	22 - 16	200 PCS	-	PFC04230	PP-04600SN
PT+10030A	~2,5 - 5,0	.098 - .196	~1,5 - 4,0	16 - 11	200 PCS	-	PFC04230	PP-04600SN
PT+20030A	~4,0 - 10,0	.157 - .393	~2,5 - 16,0	13 - 5	100 PCS	-	PFC04230	PP-04600SN
PT+30030A	~8,0 - 16,0	.314 - .629	~16,0 - 70,0	5 -	100 PCS	-	PFC04230	PP-04600SN

SYSTEM SOLUTIONS FOR DO-IT-YOURSELF MARKING ON SITE


PRINT ON	RECOMMENDED PRINTER	PARTEX SOFTWARE
PF MARKING LABELS	EPSON LQ 870 MATRIX PRINTER	WINSIGN
PFC MARKING CARDS	THERMAL TRANSFER PRINTER MK 3	WINSIGN
PP PROFILE	PROMARK MK9 MARKING MACHINE	WINSIGN

FOR FURTHER INFORMATION SEE PRODUCT INFORMATION PF, WINSIGN, MK3 AND PO/POZ.

APPLICATION



PRODUCTION ON SITE



PTZ+

WIRE & CABLE MARKER HOLDER

- Halogen free coloured PA type sleeve with oval, transparent pocket for marking labels.
- The sleeve's flexible bellows allow quick mounting and easily adjustable sleeve on the wire. Particularly suitable for 5 mm terminal block mounting.
- The transparent pocket's oval, resilient shape allows mounting of marking label/tag with one simple grip. The label/tag is simultaneously protected and fixed in position.
- The marking labels/tags are printed on site either by easy-to-use card printers, laser or matrix printers.
- Printing controlled by PC with PARTEX software WINSIGN, either directly or in a project oriented way.
- PTZ+ special is a wide range multi purpose cable marking reducing the overall marking costs

SPECIFICATION

DESIGN

The PTZ+ sleeves are designed for XCARD PFC tags, PF foils and POZ or profile markers. The PTZ+ sleeve consists of a yellow basic sleeve and a transparent oval label pocket. The basic PTZ sleeve has a bellows-system providing a large range of use and speedy mounting of label. By applying light pressure on top of the pocket its opening widens for mounting of the label.

When pressure is released the resilient pocket top snaps back, fixing the label in position.

PTZ +15, PTZ +25 and PTZ +35 sleeves are designed in special dimensions with wider pocket for larger labels in order to accommodate more marking information.

MATERIAL

PTZ+ basic sleeve: ZEREX.

Pocket: ZEREX.

Free of halogen, cadmium and silicon.

COLOUR

PTZ+ has a yellow coloured basic sleeve.

The pocket is clear transparent. For other colours, please contact PARTEX!

RANGE OF TEMPERATURE

Use: -30°C to +90°C (-22°F to +194°F). NB! Only sleeve.

Stocking: +20°C (+68°F).

PRINT

PTZ+ is a sleeve for labels/tags, and therefore carries no text. For information regarding printing, see appropriate product information sheet.

RESISTANCE

The product is tested according to PARTEX Product Test Programme by the Swedish Test and Research Institute and has the following test properties:

- Flammability resistance according to UL94-v0.
- Resistant to uv radiation, corresponding to 1 year outdoors in the south of Sweden.
- Resistance to chemicals meets PARTEX Product Test Programme (except for battery acid).
- Resistance to temperature and ageing meets norms of PARTEX Product Test Programme.

For application in hostile environments, please contact PARTEX for information.

DIMENSIONS IN MM (NOMINAL)

PRODUCT TYPE	LENGTH	WIDTH	HEIGHT
PTZ+02	12/15/18/21/30	5	5
PTZ+10	12/15/18/21/30	5	7
PTZ+20	12/15/18/21/30	6	10
PTZ+30	12/15/18/21/30	10	19



SIZES AND PACKAGINGS

ARTICLE NUMBER	INTENDED FOR		QTY/ PACK	SUITABLE PF-LABEL	SUITABLE PFC-TAG	SUITABLE POZ-PROFILE
	DIAMETER RANGE MM	AREA MM ²				
PTZ+02012A	-1,3 - 3,0	-0,25 - 1,5	200 PCS	-	PFC04212	POZ01
PTZ+10012A	-2,5 - 5,0	-1,5 - 4,0	200 PCS	-	PFC04212	POZ01
PTZ+20012A	-4,0 - 10,0	-2,5 - 16,0	100 PCS	-	PFC04212	POZ01
PTZ+30012A	-8,0 - 16,0	-16,0 - 70,0	100 PCS	-	PFC04212	POZ01
PTZ+02015A	-1,3 - 3,0	-0,25 - 1,5	200 PCS	PF-10015	PFC04215	POZ01
PTZ+10015A	-2,5 - 5,0	-1,5 - 4,0	200 PCS	PF-10015	PFC04215	POZ01
PTZ+20015A	-4,0 - 10,0	-2,5 - 16,0	100 PCS	PF-10015	PFC04215	POZ01
PTZ+30015A	-8,0 - 16,0	-16,0 - 70,0	100 PCS	PF-10015	PFC04215	POZ01
PTZ+02018A	-1,3 - 3,0	-0,25 - 1,5	200 PCS	-	PFC04218	POZ01
PTZ+10018A	-2,5 - 5,0	-1,5 - 4,0	200 PCS	-	PFC04218	POZ01
PTZ+20018A	-4,0 - 10,0	-2,5 - 16,0	100 PCS	-	PFC04218	POZ01
PTZ+30018A	-8,0 - 16,0	-16,0 - 70,0	100 PCS	-	PFC04218	POZ01
PTZ+02021A	-1,3 - 3,0	-0,25 - 1,5	200 PCS	PF-10021	PFC04221	POZ01
PTZ+10021A	-2,5 - 5,0	-1,5 - 4,0	200 PCS	PF-10021	PFC04221	POZ01
PTZ+20021A	-4,0 - 10,0	-2,5 - 16,0	100 PCS	PF-10021	PFC04221	POZ01
PTZ+30021A	-8,0 - 16,0	-16,0 - 70,0	100 PCS	PF-10021	PFC04221	POZ01
PTZ+02030A	-1,3 - 3,0	-0,25 - 1,5	200 PCS	-	PFC04230	POZ01
PTZ+10030A	-2,5 - 5,0	-1,5 - 4,0	200 PCS	-	PFC04230	POZ01
PTZ+20030A	-4,0 - 10,0	-2,5 - 16,0	100 PCS	-	PFC04230	POZ01
PTZ+30030A	-8,0 - 16,0	-16,0 - 70,0	100 PCS	-	PFC04230	POZ01

SYSTEM SOLUTIONS FOR DO-IT-YOURSELF MARKING ON SITE


PRINTOUT ON	RECOMMENDED PRINTER	PARTEX SOFTWARE
PF-MARKER LABEL SHEETS PFC-MARKER TAG CARDS POZ-PROFILE	EPSON LQ 870 MATRIX PRINTER MK3 X-CARD PRINTER SP1W MARKING MACHINE	WINSIGN WINSIGN

FOR MORE INFORMATION SEE PRODUCT DATA SHEET WSG-32NG, MK3 AND POZ/POZ PROFILES.

APPLICATION



PTZ+ SPECIAL DIMENSIONS



DIMENSIONS IN MM (NOMINAL)

ARTICLE NUMBER	LENGTH MM	WIDTH MM	HEIGHT MM	BREADTH MM POCKET/LABEL	AREA MM²	AWG	DIAMETER RANGE	
							MM	INCH
PTZ+15033ATO	33	5	5	8/-	~1.5-6.0	~15-9	2.5-6.0	.098-.236
PTZ+25033ATO	33	8	10	8/-	~2.5-16.0	~13-6	4.0-10.0	.157-.393
PTZ+35033ATO	33	12	19.5	8/-	~16.0-70.0	~4-3	8.0-16.0	.314-.630



D=4=YELLOW SLEEVE, G=BLUE SLEEVE, T=TRANSPARENT POCKET.

COLOURS AND PACKAGINGS

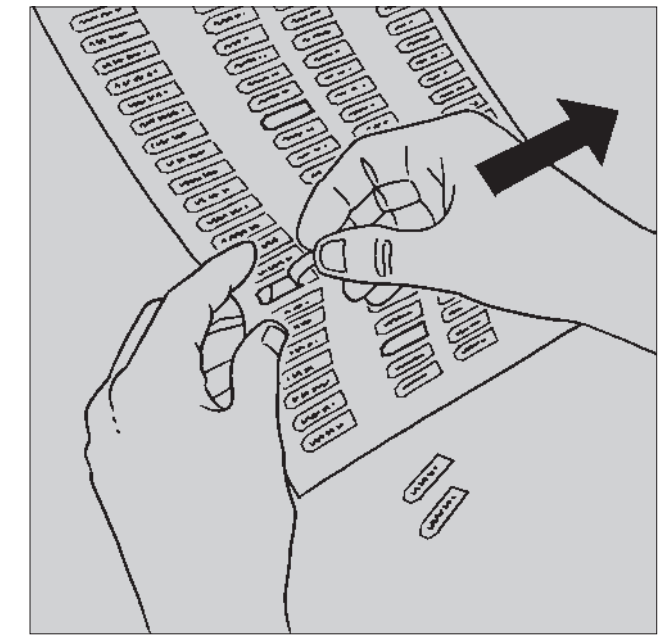
ARTICLE NUMBER	NUMBER/PACK	SUITABLE PF-LABEL	SUITABLE PFC-LABEL
PTZ+15033ATO	100 PCS	PF-07533	PFC07533
PTZ+25033ATO	100 PCS	PF-07533	PFC07533
PTZ+35033ATO	100 PCS	PF-07533	PFC07533

SYSTEM SOLUTIONS FOR DO-IT-YOURSELF MARKING ON SITE

PRINTOUT ON	RECOMMENDED PRINTER	PARTEX SOFTWARE
PF-MARKER LABEL SHEETS	CONTACT PARTEX FOR RECOMMENDED LASER PRINTERS	WINSIGN
PFC-MARKER TAG CARDS	MK3 X-CARD PRINTER	WINSIGN
POZ-PROFILE	CONTACT PARTEX FOR RECOMMENDED PRINTERS	

FOR MORE INFORMATION SEE PRODUCT DATA SHEET WSG-32NG, MK3 AND PO/POZ PROFILES.

APPLICATION



PRODUCTION ON SITE



PTC

WIRE MARKING

- Marker holder with label pocket for snap on mounting onto cables and wires.
- Flexible mounting of holder sleeve before or after connection of wire or cable.
- Fast insertion of marker label/tag by light pressure on top of pocket.
- The sleeve holder is safely secured by stiff barbs but still readjustable.
- Marker labels/tags from PARTEX laser printable PF sheets, X-CARD or PROMARK systems for cost effective marking on site.

SPECIFICATION

DESIGN

PTC is an open label sleeve holder with the body made in hard material. On the holder top there is an integrated label/marker tag pocket in soft transparent material. The sleeve holder has rigid barbs to keep an efficient holding force against the outer cable/wire insulation. This enables fast snap on mounting but still with kept readjustments for best readability.

The label pocket has an oval shape, when depressed from top, the insertion of the label or marker tag is facilitated. When the pressure is released the label/tag is held automatically and safely in position.

MATERIAL

Cadmium- och silicon free rigid PVC in the sleeve body and soft PVC in the transparent pocket according to PARTEX own recipe

COLOURS

Standard colours are yellow and white for the sleeve body. The label pocket is transparent.

PACKAGING

Cut loose in bag with various sleeve lengths.

TEMPERATURE RANGE

Shape permanent from -40°C to $+60^{\circ}\text{C}$.

RESISTANCE

The material is flame retardent according to UL94-V0.

Further tests are made according to SP 2172 from the Swedish Test and Research Institute. Test procedures and results are given in separate documents.

MARKING EQUIPMENT

Partex can offer several alternatives for marking on site on information carriers for the holder PTC.

Usable marker labels or tags can be found in the product series PFC, PF- and PP- see separate product information data sheets.

Printing on site can be made in the following Partex marking equipment:

1. For PFC marker tags the MK3 marking machine in the X-CARD system with software WINSIGN is used.
2. For making marker tags of the PP- profile the PROMARK system with MK9 portable bench top marking machine is used. Excel CSV marker file data transfer via an internal memory or a flash memory card can be made.
3. PF-marker labels can be printed in a standard laser printer with Partex software WinSign and easily detachable from A4 sheets.

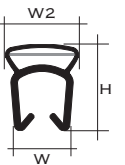
ORDERING DATA/SIZES/PACKAGINGS

ARTICLE NUMBER	REC. DIAMETER RANGE MM / INCH	SLEEVE LENGTH MM	SLEEVE HEIGHT (H) MM	SLEEVE WIDTH (W)MM	LABEL POCKET WIDTH (W2) MM	QTY/PACK.	USABLE LABELS / TAGS PRODUCT SERIES
PTC10015A*	~ 2,4 - 3,0 / .094 - .118	15	5,4	3,7	4,6	200 PCS	PF-10015/PFC04215/PP-046
PTC20015A*	~ 3,0 - 4,0 / .118 - .157	15	6,5	4,5	4,6	200 PCS	PF-10015/PFC04215/PP-046
PTC30015A*	~ 4,0 - 5,0 / .157 - .197	15	7,8	5,7	4,6	200 PCS	PF-10015/PFC04215/PP-046
PTC40015A*	~ 5,0 - 6,2 / .197 - .244	15	9,3	6,9	4,6	100 PCS	PF-10015/PFC04215/PP-046
PTC10021A*	~ 2,4 - 3,0 / .094 - .118	21	5,4	3,7	4,6	200 PCS	PF-10021/PFC04221/PP-046
PTC20021A*	~ 3,0 - 4,0 / .118 - .157	21	6,5	4,5	4,6	200 PCS	PF-10021/PFC04221/PP-046
PTC30021A*	~ 4,0 - 5,0 / .157 - .197	21	7,8	5,7	4,6	200 PCS	PF-10021/PFC04221/PP-046
PTC40021A*	~ 5,0 - 6,2 / .197 - .244	21	9,3	6,9	4,6	100 PCS	PF-10021/PFC04221/PP-046
PTC10030A*	~ 2,4 - 3,0 / .094 - .118	30	5,4	3,7	4,6	200 PCS	PFC04230/PP-046
PTC20030A*	~ 3,0 - 4,0 / .118 - .157	30	6,5	4,5	4,6	200 PCS	PFC04230/PP-046
PTC30030A*	~ 4,0 - 5,0 / .157 - .197	30	7,8	5,7	4,6	200 PCS	PFC04230/PP-046
PTC40030A*	~ 5,0 - 6,2 / .197 - .244	30	9,3	6,9	4,6	100 PCS	PFC04230/PP-046

AREA AND AWG MEASUREMENTS HAVE NOT BEEN SHOWN BECAUSE OF DIAMETER RANGE BEING THE RELEVANT DATA WITH THIS PRODUCT. THE SLEEVE BODY WITH THE BARBS SHOULD SURROUND AT LEAST 70% OF THE CABLE AND WIRE DIAMETER IN ORDER TO HAVE A SAFE HOLDING. THE CABLE AND WIRE INSULATION MATERIAL IS ALSO AFFECTING THE FINAL FITTING RESULT.

*= 4 YELLOW SLEEVE BODY; 9= WHITE SLEEVE BODY; A= CUT LOOSE IN BAGS

PP-046 MARKER TAGS ARE CUT TO RESPECTIVE LENGTHS WHEN MARKING ON SITE WITH THE PROMARK MK9 MACHINE IS MADE!




APPLICATION

PTC is advantageous in applications where a fast mounting of holder and marker tag is desired. Irrespective of electrical connection of cable or wire being made before or after

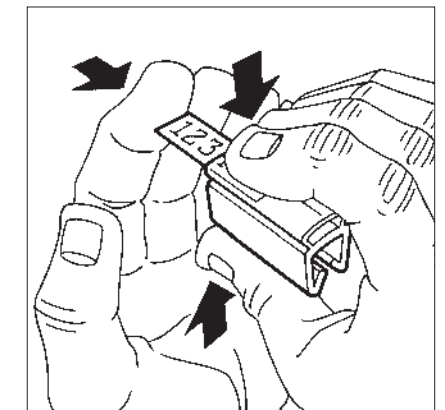
mounting of holder. And at the same time when an easy flexible printout on site with alternative solutions are preferred.



PTC WITH MARKER TAGS/LABELS FOR WIRE MARKING.



PTC ENABLES FAST MOUNTING WITH EXCELLENT FITTING WITH RIGID BARBS.



FAST INSERTION OF MARKER LABEL/TAG INTO HOLDER SLEEVE POCKET.

SINGLE-CHARACTER COMBINATION MARKING



PK

CABLE MARKING

- Combination marker for cable and pipe marking.
- One size for all diameters.
- Installed quickly onto PARTEX PKH or POH holder which is fastened with cable ties around the cable.
- Complete combination properties.
- Entirely closed and twist-protected.
- Highly durable in exposed environments and with excellent legibility.

SPECIFICATION

DESIGN

Closed combination marker.

MATERIAL

Cadmium and silicon free soft PVC according to special PARTEX formula. Also available in halogen free material, PKZ.

COLOURS

Standard colours yellow and white and international colour code for 0-9.

PRINTING

Hot stamped.

TEXT

Alphanumerical and special characters.

MULTI-CHARACTER MARKING

See separate product information.

TEMPERATURE RESISTANCE

Shape permanence from -30°C to $+60^{\circ}\text{C}$ (-22°F to $+140^{\circ}\text{F}$).

RESISTANCE

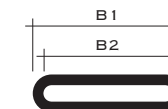
The product is tested according to PARTEX Product Test Programme by the Swedish Test and Research Institute and has the following test properties:

- Flammability resistance according to UL94-VO.
- Resistant to UV radiation, corresponding to 1 year outdoors in the south of Sweden).
- Resistance to chemicals meets PARTEX Product Test Programme (except for transformer oil).
- Resistance to temperature and ageing meets norms of PARTEX Product Test Programme (difficult to mount at -30°C [-22°F]).

For application in hostile environments, please contact PARTEX for information.

DIMENSIONS IN MM (NOMINAL)

TYPE DESIGNATION	WIDTH (B1)	WIDTH (B2)	TEXT HEIGHT
PK-2	11.3	10.0	4.0



SIZE AND PACKAGING

ARTICLE NUMBER	SLEEVE LENGTH	NUMBERS OF CHARACTERS	STANDARD PACKAGING	
			SEMI CUT SLEEVES	LOOSE CUT SLEEVES
PK-20004*VQ&.#	4 MM	1	COMPACTADISC, 500 PCS	STRIP PACK, 500 PCS (5 X 100)

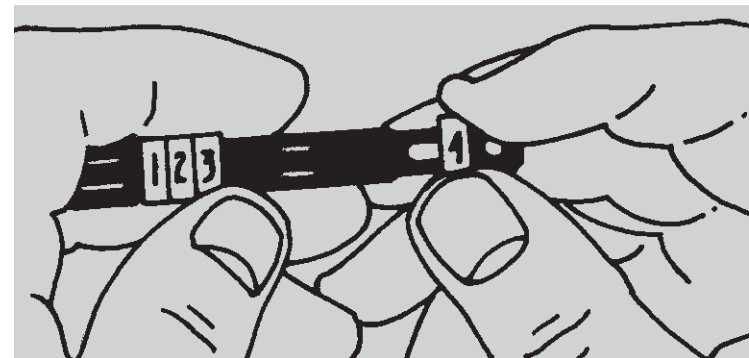
* = PACKAGING, S = COMPACTADISC, A = LOOSE, CUT MARKERS.
 V = HOT STAMPED PRINT.
 Q = SLEEVE COLOUR ACCORDING TO THE INTERNATIONAL COLOUR CODE.
 & = CHARACTER COLOUR BLACK OR WHITE OTHER COLOURS, PLEASE CONTACT PARTEX.
 # = CHARACTER.
 N.B! IF YOU WISH NEUTRAL/BLANK MARKERS, PLEASE CHANGE THE LETTER *V* TO *N*.

ACCESSORIES

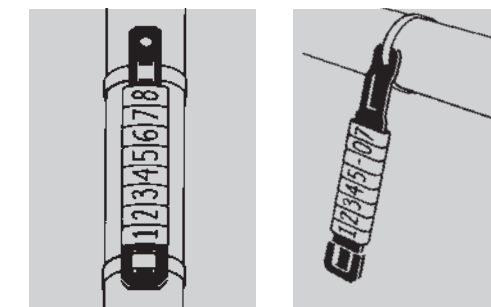
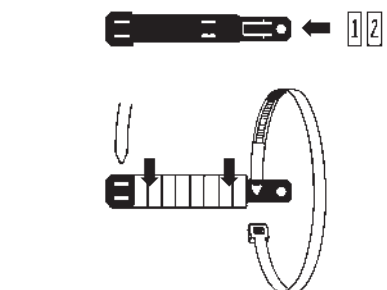
DESIGNATION		
PKH		HOLDER FOR PK MARKERS
POH		HOLDER FOR PK MARKERS
PKB		CABLE TIES

FOR MORE DETAILS, PLEASE SEE SEPARATE PRODUCT INFORMATION FOR PKH/POH AND PKB.

APPLICATION



FOR COMBINATION MARKING WITH READY MARKED SLEEVES.



SINGLE-CHARACTER COMBINATION MARKING



PKZ CABLE MARKING

- Single-character, halogen free combination marking for cables and pipes.
- One size fits all diameters.
- Rapid mounting onto PKH or POH holders which are fastened with cable ties around the cable.
- Fully closed and twist-protected.
- Easy alignment of multi-character.
- Excellent legibility.

SPECIFICATION

DESIGN

Closed combination marking.

MATERIAL

ZEREX, thermoplastic polyether based polyurethane mixture. Free from halogen, cadmium and silicon.

COLOUR

Yellow or white. Other colours, please contact PARTEX.

PRINT

Etching black ink jet with high resolution.

TEXT

Alphanumeric, special characters and symbols.

MULTICHARACTER MARKING

See separate product information.

RANGE OF TEMPERATURE

Shape permanence between -30°C and $+90^{\circ}\text{C}$ (-22°F and $+194^{\circ}\text{F}$).

RESISTANCE

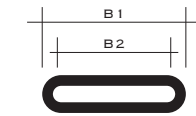
The product is tested according to PARTEX Product Test Programme by the Swedish Test and Research Institute and has the following test properties:

- Flammability resistance according to UL94-VO.
- Resistant to UV radiation, corresponding to 1 year outdoors in the south of Sweden.
- Resistance to chemicals meets PARTEX Product Test Programme (except for battery acid).
- Resistance to temperature and ageing meets norms of PARTEX Product Test Programme.

For application in hostile environments, please contact PARTEX for information.

DIMENSIONS IN MM (NOMINAL)

TYPE DESIGNATION	WIDTH (B1)	WIDTH (B2)	TEXT HEIGHT
PKZ2	11.3	10.0	3.2



SIZE AND PACKAGING

ARTICLE NUMBER	LENGTH OF SLEEVE	NUMBER OF CHARACTERS	STANDARD PACKAGING, CONTINUOUS SLEEVES
PKZ-200065B00.#	6 MM	1	COMPACTADISC, 500 PCS

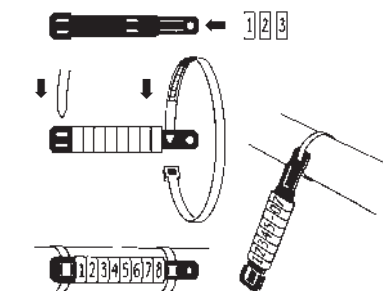
S = COMPACTADISC.
B = BLACK INK JET PRINT.
O = 4 = YELLOW, 9 = WHITE.
O = BLACK PRINT.
= CHARACTER.
N.B! IF YOU WISH NEUTRAL/BLANK MARKERS, PLEASE CHANGE THE LETTER 'B' TO 'N'.

ACCESSORIES

DESIGNATION		
PKH		HOLDER FOR PKZ MARKERS
PKB		CABLE TIES

FOR MORE DETAILS, PLEASE SEE SEPARATE PRODUCT INFORMATION FOR PKH/POH AND PKB.

APPLICATION



SINGLE-CHARACTER COMBINATION MARKING



POK

CABLE MARKING

- Oval combination marker, primarily for cable and wire marking.
- Fast installation onto PARTEX PK or POH holder which is fastened with cable ties around the cable.
- Entirely closed and twist-protected.
- Can be used directly on thin cables. Installed with one single movement.
- Highly durable in exposed environments with excellent legibility.



SPECIFICATION

DESIGN

Closed oval combination marker sleeve with non-twist feature.

MATERIAL

Cadmium and silicon free, soft PVC according to special PARTEX formula.

COLOUR

Standard colours yellow and white and international colour code for 0-9.

PRINTING

Hot stamped.

TEXT

Alphanumerical and special characters.

MULTI-CHARACTER MARKING

See separate product information regarding PARTEX PO and PK markers.

TEMPERATURE RESISTANCE

Shape permanence from -30°C to $+60^{\circ}\text{C}$ (-22°F to $+140^{\circ}\text{F}$).

RESISTANCE

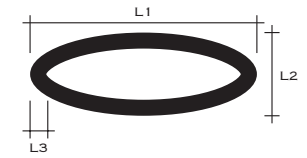
The product is tested according to PARTEX Product Test Programme by the Swedish Test and Research Institute and has the following test properties:

- Flammability resistance according to UL94-VO.
- Resistant to UV radiation, corresponding to 1 year outdoors in the south of Sweden.
- Resistance to chemicals meets PARTEX Product Test Programme.
- Resistance to temperature and ageing meets norms of PARTEX Product Test Programme.

For application in hostile environments, please contact PARTEX for information.

DIMENSIONS IN MM (NOMINAL)

TYPE DESIGNATION	DIAMETER RANGE MM/INCH	L1	L2	L3
POK10	5.0 – 6.5 .197" – .256"	11.3	4.3	0.75



PACKAGING

ARTICLE NUMBER	STANDARD PACKAGING	SLEEVE LENGTH (MM)	NUMBER OF CHARACTERS
POK10004SV0&#	COMPACTADISC, 500 PCS	4	1

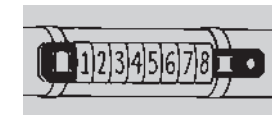
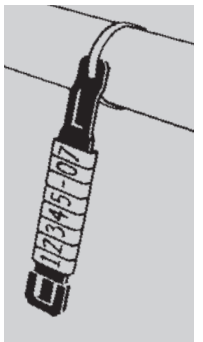
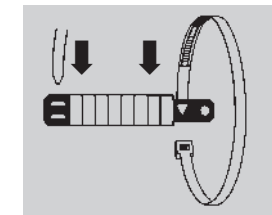
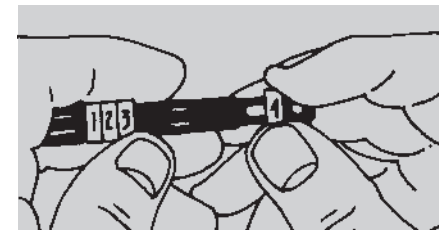
S = COMPACTADISC.
V = HOT STAMPED PRINT
Q = SLEEVE COLOUR ACCORDING TO THE INTERNATIONAL COLOUR CODE.
&# = CHARACTER COLOUR BLACK OR WHITE OTHER COLOURS, PLEASE CONTACT PARTEX.
= CHARACTER.
N.B! IF YOU WISH NEUTRAL/BLANK MARKERS, PLEASE CHANGE THE LETTER »V« TO »N«.

ACCESSORIES

DESIGNATION		
PKH		HOLDER FOR POK MARKERS
POH		HOLDER FOR POK MARKERS
PKB		CABLE TIES

FOR MORE INFORMATION, SEE SEPARATE PRODUCT INFORMATION FOR PKH/POH AND PKB.

APPLICATION





110-210



PKS

STAINLESS STEEL MARKING

- Complete marking system for cables, hoses, pipes and components.
- Single-character and multi-character markers which can be combined on site.
- Made of acid-resistant stainless steel for aggressive environments and resistance to fire damage.
- Fast and neat fitting.
- Marker information can be transferred to PARTEX e.g via e-mail or table documents, via fax.
- All marking information on one marker carrier gives substantial reduction in marking cost per mounted character.
- Alternatively, marking can be carried out on site with the help of easy-to-use single-characters, supplied either in refill packs or in complete sets.
- Enhanced durability and top quality.

SPECIFICATION

DESIGN

The system comprises marker carriers with holes at either end or as raised bridges for direct threading of steel cable ties, enabling rapid fitting.

Single-character markers are threaded and combined over the carrier, and fixed over its bottom edge.

For multi-character marking, text is stamped on the marker carriers themselves, to form complete multi-character markers.

Marker carriers can be stamped with permanent text that can then be combined with single-character markers, to produce a system that remains uniform in appearance.

TEXT

Single-character markers: 0-9, A-Z, Å, Ä, Ö, special characters and symbols.

Multi-character markers: alphanumeric characters 0-9, A-Z, Å, Ä, Ö, special characters and symbols with customized text arranged in either one or two rows.

DURABILITY

Non-flammable. Good resistance to heat, cold, corrosion, acids, chemicals etc.

MATERIALS

Acid-resistant stainless steel to Swedish Standard SIS2347/SIS2348, equivalent to AISI 316 L and DIN 17440.

PRINT

High quality stamping to give text that is clearly visible even after it has been painted over.

MEANS OF ATTACHMENT

- 1) Fastening wires in acid-resistant steel material to Swedish Standard SIS 2347, equivalent to AISI 316 and DIN17440.
- 2) Stainless steel cable ties with ball-and-socket locking system. Standard execution is AISI 316.
- 3) Bolts or rivets for marker sleeves/marker plates with holes. Contact PARTEX for more information.

DIMENSIONS IN MM AND PACKAGINGS



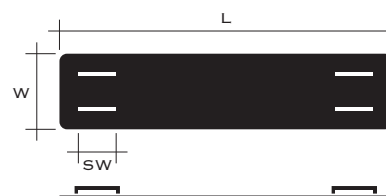
SINGLE-CHARACTER MARKING AND CARRIER STRIPS

ARTICLE NUMBER	DESIGNATION	MAX NO. OF SINGLE-CHARACTER MARKERS	QUANTITY PER PACK	LENGTH (L)	WIDTH (W)	SLOT WIDTH (SW)
PKS10006PP.#	SINGLE-CHAR MARKER	-	50 (5X10) PCS	5.5	10.9	4.8
PKS10040FQ ◊	47 MM CARRIER STRIP	6	50 PCS	47.0	10.3	4.8
PKS10060FQ ◊	65 MM CARRIER STRIP	9	50 PCS	65.0	10.3	4.8
PKS10080FQ ◊	87 MM CARRIER STRIP	13	50 PCS	87.0	10.3	4.8
PKS10100FQ ◊	107 MM CARRIER STRIP	17	50 PCS	109.0	10.3	4.8
PKS10120FQ ◊	128 MM CARRIER STRIP	20	50 PCS	128.0	10.3	4.8


◊ S=RAISED BRIDGES, H=HOLES. #=CHARACTER.



NOTE! PKS10040-PKS10120 not stamped with text can be used as carrier strips for single-character markers. The carrier strips can also be pre-stamped and combined with single-character markers. Customized are mounted on tape.



CARRIER STRIP FOR SINGLE-CHARACTER MARKERS OR READY-MARKED MULTI-CHARACTER MARKING.



SINGLE-CHARACTER MARKERS.

DIMENSIONS IN MM (NOMINAL)



MARKER CARRIERS, ONE LINE OF TEXT, CUSTOMIZED PRESTAMPED MULTI-CHARACTER

ARTICLE NUMBER	LENGTH (L)	WIDTH (W)	MAX NUMBER OF CHARACTERS	TEXT HEIGHT	SLOT WIDTH (SW)	THICKNESS
PKS10040 ◊	47.0	10.3	8	4.5	4.8	0.3
PKS10060 ◊	65.0	10.3	13	4.5	4.8	0.3
PKS10080 ◊	87.0	10.3	19	4.5	4.8	0.3
PKS10100 ◊	109.0	10.3	25	4.5	4.8	0.3
PKS10120 ◊	128.0	10.3	30	4.5	4.8	0.3

◊ S=RAISED BRIDGES, H=HOLES.

MARKER CARRIERS, TWO LINE OF TEXT, CUSTOMIZED PRESTAMPED MULTI-CHARACTERS

ARTICLE NUMBER	LENGTH (L)	WIDTH (W)	MAX NUMBER OF CHARACTERS	TEXT HEIGHT	SLOT WIDTH (SW)	THICKNESS
PKS12040 ◊	47.0	10.3	22	3.2	4.8	0.3
PKS12060 ◊	65.0	10.3	36	3.2	4.8	0.3
PKS12080 ◊	87.0	10.3	54	3.2	4.8	0.3
PKS12100 ◊	109.0	10.3	70	3.2	4.8	0.3
PKS12120 ◊	128.0	10.3	86	3.2	4.8	0.3

◊ S=RAISED BRIDGES, H=HOLES.

PACKAGING



CUSTOMIZED PRE-STAMPED MULTI-CHARACTER MARKER PLATES DELIVERED SORTED AND MOUNTED ON TAPES



MEANS OF ATTACHMENT

ARTICLE NUMBER	DESIGNATION	WIDTH/ DIAMETER MM	LENGTH MM/M	THICKNESS MM	BUNDLE DIAMETER MAX MM	MIN TENSILE STRENGTH N	NUMBER PER PACK
PKS46150AN16	STAINLESS CABLE TIE	4.6/-	150	0.265	37	450	100 PCS
PKS46200AN16	STAINLESS CABLE TIE	4.6/-	200	0.265	50	450	100 PCS
PKS46360AN16	STAINLESS CABLE TIE	4.6/-	360	0.265	102	450	100 PCS
RT-05	STAINLESS WIRE	/0.5	50 M	1	-	-	1 REEL
PKS10AT	AUT. TIE FIXING TOOL	~175	~205	~20	-	-	1 PC
PKS10MT	MAN. TIE FIXING TOOL	~110	~215	~30	-	-	1 PC

04= AISI304 STEEL, 16= AISI316 STEEL.



ACCESSORIES



- Handy single-character marker packs in convenient assortment boxes.
- Quick assembly onto the holder which is mounted with cable ties on the cable.
- A choice of two basic marker packs.
- A leather carry case with room for marker packs and assembly tools.
- Marker sets, tools and case can be combined to form an invaluable and versatile system for rapid and flexible on-site marking.

SPECIFICATION

BASIC MARKER SET 1

Consists of numerals, signs, holders and cable ties.

BASIC MARKER SET 2

Contains letters and signs.

Both marker kits are packed in assortment box PSK with a lockable lid.

Marker sets and tools can be contained in the handy carry case.

SPECIAL CONTENTS AND CHARACTERS

Please, contact PARTEX.

AUTOMATIC TIE FIXING TOOL

For use with PARTEX stainless steel cable ties. Automatic cable tensioning to preset tension followed by automatic cutting to give dependable and uniform tie fixing and cable marking.

MANUAL TIE FIXING TOOL

For use with PARTEX stainless steel cable ties. Manual tensioning and cutting. A sturdy yet light and easy to handle tool.

CARRY CASE

Made of strong leather to withstand harsh environments.

INFORMATION FOR ORDERING

ARTICLE NUMBER	DESCRIPTION	DETAILS
PKS10GR100	BASIC MARKER SET 1	3 MARKER STRIPS AT 10 MARKERS (30 PCS IN ALL) OF EACH OF THE FOLLOWING 19 DIFFERENT NUMERALS AND SIGNS: 0 1 2 3 4 5 6 7 8 9 + - = / . : AND BLANKS. HOLDER PKS10040FQS (50 PCS), PKS10060FQS (25 PCS) AND PKS10120FQS (25 PCS) AS WELL AS CABLE TIES (100 PCS).
PKS10GR200	BASIC MARKER SET 2	3 MARKER STRIPS AT 10 MARKERS (30 PCS IN ALL) OF EACH OF THE FOLLOWING 33 DIFFERENT LETTERS AND SIGNS: A B C D E F G H I J K L M N O P Q R S T U V W X Y Z Å Ä Ö Ù () AND *
PKS10AT	TOOL	AUTOMATIC TIE FIXING TOOL
PKS10MT	TOOL	MANUAL TIE FIXING TOOL
PKS10EM01	CASE	CARRY CASE FOR MARKER SETS AND TOOLS

DIMENSIONS

ARTICLE NUMBER	LENGTH MM	WIDTH MM	HEIGHT MM	WEIGHT KG	DETAILS
PKS10GR100	340	265	60	1.0	PLASTIC BOX WITH LOCKABLE LID
PKS10GR200	340	265	60	1.5	PLASTIC BOX WITH LOCKABLE LID
PKS10AT	-	-	-	0.4	AUTOMATIC TIE FIXING TOOL
PKS10MT	-	-	-	0.4	MANUAL TIE FIXING TOOL
PKS10EM01	365	130	365	1.2	CARRY CASE FOR MARKER SETS AND TOOLS

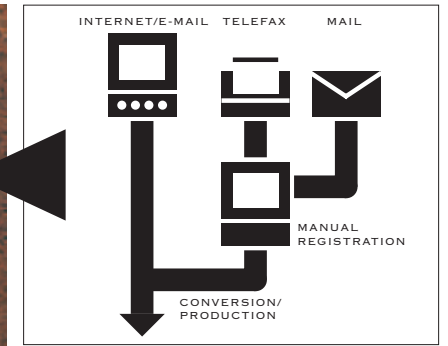
APPLICATION



MARKING INFORMATION IS KEYED IN DURING THE PRODUCTION PROCESS.



CUSTOMIZED, PRESORTED MARKER PLATES ARE THEN PRODUCED.



THE INFORMATION IS TRANSFERRED VIA E-MAIL, TELEFAX OR MAIL.



AFITTING A MULTI-CHARACTER MARKER PLATE.



STEEL CABLE TIES FOR ATTACHING IN POSITION.



VARIOUS TOOLS FOR MANUAL OR AUTOMATIC TENSIONING OF STAINLESS STEEL CABLE TIES.



AFITTING A SINGLE-CHARACTER MARKER ON A CARRIER STRIP.



PKS IS THE PERFECT MARKING SYSTEM FOR USE IN AGGRESSIVE ENVIRONMENTS, WHERE DURABLE MARKING IS A MUST.



PKS MARKING SYSTEM INSTALLED IN A CHEMICAL PLANT.



PRODUCTION ON SITE



**PM
CABLE MARKING**

- Transparent holder for cable marking with PARTEX marking label PF or PFC.
- Four sizes cover all cable diameters. Both standard lengths and endless profiles.
- Fitting and fastening with cable ties.
- Marking labels can be printed on-site using PARTEX software WINSIGN and various marking equipment.
- The label is easily inserted into the holder providing fast installation and protection of the marking.

SPECIFICATION

DESIGN

Holder for marker tags with punched holes for mounting with cable ties.

Two standard lengths in two sizes 9mm respectively 12mm widths. Suitable marker labels and tags are PF on a A4 size sheet and tags on PFC cards with credit card formats.

The labels or tags are easily pushed into the holder and will be protected from dust, oil etc.

MATERIAL

Cadmium and silicon free soft PVC according to special PARTEX formula.

COLOUR

Transparent.

TEMPERATURE RESISTANCE

Shape permanence from -30°C to +60°C (-22°F to +140°F).

RESISTANCE

The product is tested according to PARTEX Product Test Programme by the Swedish Test and Research Institute and has the following test properties:

- Flammability resistance according to UL94-VO.
- Resistant to UV radiation, corresponding to 1 year outdoors in the south of Sweden.
- Resistance to chemicals meets PARTEX Product Test Programme.
- Resistance to temperature and ageing meets norms of PARTEX Product Test Programme.

For application in hostile environments, please contact PARTEX for information.



CONTINUOUS PM PROFILES PACKAGINGS IN FLAT TYPE 'PIZZA' CARTONS

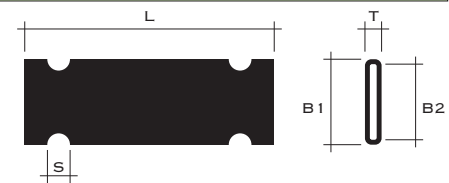


PM-20 AND PM-24 PROFILES WITH IN COMPACTADISC AND SMALL REEL PACKAGEINGS.

DIMENSIONS IN MM (NOMINAL)

TYPE DESIGNATION	LENGTH (L)	WIDTH (B1)	THICKNESS (T)	WIDTH OF HOLES (S)	WIDTH (B2)
PM-10033AN	33	6	1.5	3	5
PM-20033AN	33	11.3	2.2	3	10
PM-24033AN	33	13.9	2.5	3.9	12.5
PM-20066AN	66	11.3	2.2	3	10
PM-24066AN	66	13.9	2.5	3.9	12.5
PM-20KNT	20M	11.3	2.2		
PM-20QKNT	20M	11.3	2.2	3	10
PM-24KNT	20M	13.9	2.5		
PM-24QKNT	20M	13.9	2.5	3.9	12.5
PM-20SNT	5M	11.3	2.2		
PM-20QSNT	5M	11.3	2.2	3	10
PM-24SNT	4M	13.9	2.5		
PM-24QSNT	4M	13.9	2.5	3.9	10

QKNT = READY PUNCHED PROFILE WITH 10MM 'S' PUNCH DISTANCE, 20 METER PER CARTON.
 KNT = UNPUNCHED PROFILE 20 METER PER CARTON.
 AN = CUT MARKER HOLDERS IN STANDARD LENGTHS.
 QSNT= READY PUNCHED PROFILE WITH 10MM PUNCH DISTANCE ON COMPACTADISC PACKAGING
 SNT= UNPUNCHED PROFILE ON COMPACTADISC PACKAGING



SIZES AND PACKAGINGS

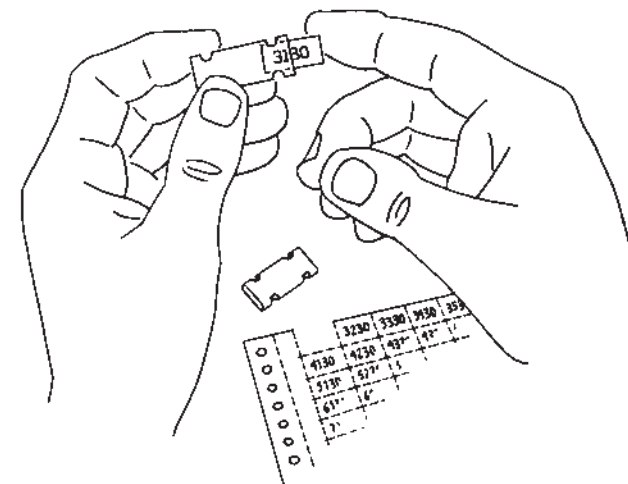
ARTICLE NO.	DETAILS	NUMBER/PACK
PM-10033AN	PM10/33 TRANSPARENT HOLDER 33MM CUT LOOSE IN BAG	100 PCS
PM-20033AN	PM20/33 TRANSPARENT HOLDER 33MM CUT LOOSE IN BAG	100 PCS
PM-20066AN	PM20/66 TRANSPARENT HOLDER 66MM CUT LOOSE IN BAG	50 PCS
PM-24033AN	PM24/33 TRANSPARENT HOLDER 33MM CUT LOOSE IN BAG	100 PCS
PM-24066AN	PM24/66 TRANSPARENT HOLDER 66MM CUT LOOSE IN BAG	50 PCS
PM-20KNT	PM20 PROFILE TRANSPARENT	20 M
PM-20QKNT	PM20 PROFILE PUNCHED TRANSPARENT IN CARTON	20 M
PM-24KNT	PM24 PROFILE TRANSPARENT IN CARTON	20 M
PM-24QKNT	PM24 PROFILE PUNCHED TRANSPARENT IN CARTON	20 M
PM-20SNT	PM20 PROFILE TRANSPARENT	5 M
PM-20QSNT	PM20 PROFILE PUNCHED TRANSPARENT ON COMPACTADISC	5 M
PM-24SNT	PM24 PROFILE TRANSPARENT ON COMPACTADISC	4 M
PM-24QSNT	PM24 PROFILE PUNCHED TRANSPARENT ON COMPACTADISC	4 M

ACCESSORIES

ARTICLE NO.	SUITABLE MARKING LABEL	LABEL HEIGHT MM	CABLE TIES
PM-10033AN	PF10021, PP-04200SND	4.2	PKB
PM-20033AN	PF20018, PFC09518KA MK9-PL090CND, MK8-PL090CND	9.0	PKB
PM-24033AN	PF20018 1PCE, PFC09518KA	12.0	PKB
PM-20066AN	PF20018; 1, 2 ALT. 3 ST., PFC09518KA, MK8-PL090CND MK9-PL090CND, MK8-PL090CND	9.0	PKB
PM-24066AN	MK9-PL012CND PF20018; 1, 2 OD. 3 ST., PFC09518KA MK9-PL090CND	12.0	PKB

REGARDING MARKING LABEL PF, MARKING TAG PFC AND CABLE TIES PKB. SEE SEPARATE PRODUCT INFORMATION PF, PFC AND PKB.

APPLICATION



PRODUCTION ON SITE



PO/POZ

- Oval marking profile with a diameter range from 1.3 to 28 mm.
- Very fast one hand mounting onto the cable or wire.
- Built in spring action retains sleeve shape with excellent grip.
- Permanent marking but still adjustable on cable or wire.
- Efficient on site marking with PARTEX marking machines together with WINSIGN software where used.
- Also delivered halogen free and UL94-VO.

SPECIFICATION

DESIGN

The PO/POZ are closed oval spring action profiles covering a large diameter range for cables and wires. The profile has an built in spring action which makes it easy to mount onto the wire as well as have it adjusted and fixed permanently without falling down or off.

MATERIAL

PO: Cadmium and silicon free PVC according to PARTEX formula.

POZ: ZEREX halogen free.

COLOURS

PO/POZ yellow and white.

Other colours, please contact PARTEX.

PACKAGING AND PRINTING

Delivered as continuous tubing on big reels, compactdiscs or as strips in cartons for marking on site.

On demand also ready-marked from PARTEX as customized multi-character markers. See product information.

PRINTING EQUIPMENT

For on site printing PARTEX marking machine SP1W no. 326, page 106 or MK1 no. 325, page 96 miniplotter can be used together with WINSIGN NG software no. 315, page 110. For printing in PROMARK MK9 bench top printer contact PARTEX!

TEMPERATURE RANGE

PO: Shape permanent from -30°C to +60°C (-22°F to +140°F).

POZ: Shape permanent from -30°C to +90°C (-22°F to +194°F).

RESISTANCE

The products are tested according to PARTEX Product Test Program SP2671 by the Swedish Test and Research Institute and have the following main test properties:

- Flammability resistance according to UL94-VO.
- Resistance to chemicals meets SP2671 requirements.
- Resistance to temperature and ageing meets SP2671 requirements.

For applications in hostile environments, please contact PARTEX for information.

DIMENSIONS, SIZES AND PACKAGINGS - CONTINUOUS TUBING

ARTICLE NUMBER PVC MATERIAL	ARTICLE NUMBER ZEREX MATERIAL	DIAMETER MM MIN/MAX	AREA MM ²	DIAMETER INCH MIN/MAX	AWG	PACKAGING METER	CARTON QTY
PO-01000BNQ	POZO1000KNQ	~1.3/1.8	~0.25	.051 / .071	23-20	250	5
PO-02000BNQ	POZO2000KNQ	~1.7/2.2	~0.5	.067 / .087	20-18	250	5
PO-03000BNQ	POZO3000KNQ	~2.0/2.5	~0.75	.079 / .098	18-17	250	5
PO-04000BNQ	POZO4000KNQ	~2.2/2.8	~1.0	.087 / .110	17-15	200	5
PO-05000BNQ	POZO5000KNQ	~2.7/3.5	~1.5	.106 / .138	15-13	200	3
PO-06000BNQ	POZO6000KNQ	~3.2/4.0	~2.5	.126 / .157	13-11	200	3
PO-07000BNQ	POZO7000KNQ	~3.8/4.7	~4.0	.150 / .185	11-9	100	3
PO-08000BNQ	POZO8000KNQ	~4.6/5.5	~6.0	.181 / .217	9-7	100	3
PO-09000BNQ	POZO9000KNQ	~5.6/7.0	~10.0	.220 / .276	7-5	50	3
PO-10000BNQ	POZ10000KNQ	~6.5/8.0	~16.0	.256 / .315	5-3	50	3
PO-11000BNQ	POZ11000KNQ	~7.0/9.5	~18.0	.276 / 0.374	4-3	50	-
PO-12000BNQ	POZ12000KNQ	~7.5/10.0	~20.0	.295 / .394	4-2	50	-
PO-14000BNQ	POZ14000KNQ	~9.5/12.0	~25.0	.374 / .472	1/0	50	-
PO-16000BNQ	POZ16000KNQ	~11.5/14.0	~35.0	.453 / .551	1/0-2/0	10	-
PO-18000BNQ	POZ18000KNQ	~13.5/16.0	~50.0	.531 / .630	2/0-3/0	10	-
PO-20000BNQ	POZ20000KNQ	~15.5/18.0	~70.0	.610 / .709	3/0-4/0	10	-
PO-22000BNQ	POZ22000KNQ	~17.5/20.0	~95.0	.689 / .787	4/0	10	-
PO-24000BNQ	POZ24000KNQ	~19.5/22.0	~120.0	.768 / .866	4/0-5/0	10	-
PO-26000BNQ	POZ26000KNQ	~21.5/24.0	~150.0	.846 / .945	5/0-6/0	10	-
PO-28000BNQ	POZ28000KNQ	~24.0/28.0	~185.0	.947 / 1.104	6/0-7/0	10	-

BN=PACKING ON REELS FOR PO-01 TO PO-10 AND LOOP LAYERS IN CARTONS FOR PO-11 TO PO-28.
KN=PACKING AS BALL LOOPS IN A CARTON.
NB! VALUES FOR AREA IN MM² AND AWG ARE APPROXIMATE AND FOR GUIDANCE ONLY!
Q=4=YELLOW, 9=WHITE.



SP1W

Marking machine for high volume on site marking production. For further information see separate product information.



MK9

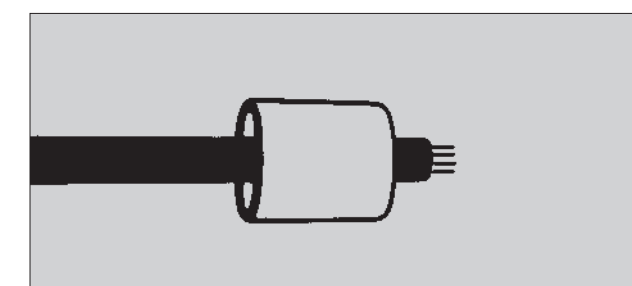
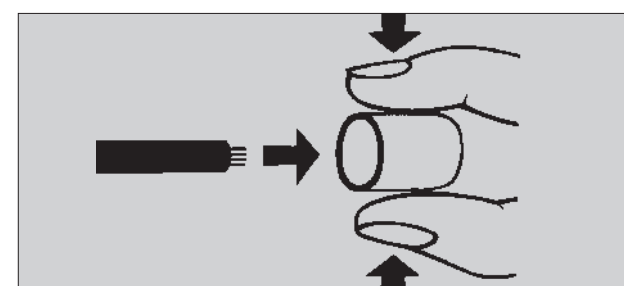
MK9 bench top machine for on site marking with PARTEX PROMARK system. For further information see separate product information.

ARTICLE NUMBER PVC MATERIAL	ARTICLE NUMBER ZEREX MATERIAL	DIAM. MM MIN/MAX	AREA MM ²	PACKAGING METER
PO-02000SN*	POZO2000SN*	1.7/2.2	0.5	5
PO-03000SN*	POZO3000SN*	2/2.5	0.75	4.5
PO-04000SN*	POZO4000SN*	2.2/2.8	1	4
PO-05000SN*	POZO5000SN*	2.7/3.5	1.5	4
PO-06000SN*	POZO6000SN*	3.2/4	2.5	3.5
PO-07000SN*	POZO7000SN*	3.8/4.7	4	3.5

SN* COMPACTDISC PACKING IN PARTEX PROMARK SYSTEM.
NB: VALUES FOR AREA ARE APPROXIMATE DEPENDENT ON INSULATION THICKNESS OF THE CABLE OR WIRE!
* = 4 YELLOW; =9 WHITE; Q= PUNCHED



APPLICATION



MULTI-CHARACTER MARKING



PY/PA+/PC/PK/PO

WIRE AND CABLE MARKING

- Customized multi-character marking on one single sleeve.
- Rational installation with one step mounting procedure saves time and marking costs.
- Transmission of marking data can take place via e-mail, diskette, fax or post.
- Flexible design, no wastage, reduced stock-keeping.
- Packings for different needs to speed up marking work on installation site.
- PA+ with unique patented grooves for easier mounting and flat top for excellent readability.

SPECIFICATION

DESIGN

Wire and cable marking with all information on one single sleeve. PA+ profile with unique patented grooves along the outside profile wall, reducing required mounting force by 30–50 %.

Selection between three packagings consisting of:

- 1) Semi detached unsorted sleeves in big loops,
- 2) Customized sorted according to project demands.
- 3) Sorted and put on a cardboard sheet for excellent overview, random picking and mounting order.

MATERIAL

Cadmium and silicon free soft or hard PVC according to PARTEX formula.

COLOURS

Standard colours are yellow and white, others on request.

STANDARD PRINTING

Black etching ink jet printing. Alternatively thermal transfer and hot stamping print.

TEXT

Alphanumerical and special characters. For ink jet print character height 2.6 or 4.0 mm depending on marker type. Character width 1.8–2.0 mm depending on number of characters. Hot stamped text available on request (NB! Maximum 7 characters). PK also in large text and on double lines.

Thermal transfer print available in different font sizes but as standard approximately like ink jet print.

MARKING TYPES

- 1) Closed wire marking: PA+02, PA+1, PA+2, PA3 and PO. (PA3 can be delivered with 1-or 2-line text).
- 2) Open wire marking: PC10, PC20, PC30 and PC40.
- 3) Cable marking: PK2 and PO bigger sizes with one or two lines of text. PK2 25 mm, PK2 40 mm and PO-06 18 mm punched for direct mounting with cable ties.
- 4) PO series cable and wire marking from size PO-01 to size PO-28.

TEMPERATURE RESISTANCE

Shape permanence PY/PA+/PC/PK/PO from –30°C to +60°C (–22°F to +140°F).

MARKING INFORMATION

Transfer of marking information to PARTEX via e-mail (e.g. with enclosed Excel files), diskette, fax or mail.

RESISTANCE

The product is tested according to PARTEX Product Test Programme by the Swedish Test and Research Institute and has the following test properties:

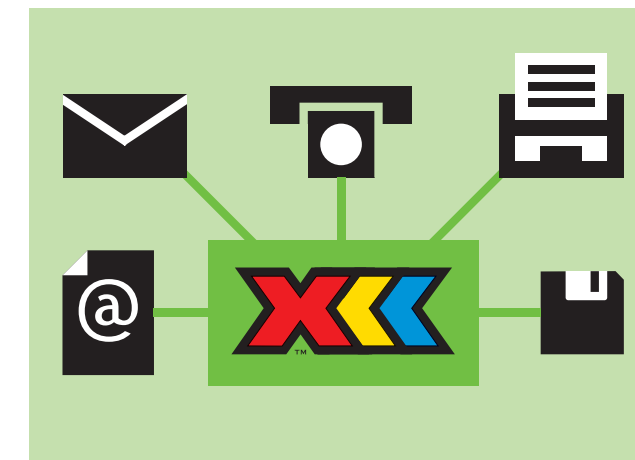
- Flammability resistance according to UL94-VO.
- Resistant to UV radiation, corresponding to 1 year outdoors in the south of Sweden.
- Resistance to chemicals meets PARTEX Product Test Programme.
- Resistance to temperature and ageing meets norms of PARTEX Product Test Programme.

For application in hostile environments, please contact PARTEX for information.

SYSTEM LAYOUT PY/PA+/PC/PK/PO



MARKING DATA CAN BE ENTERED AT THE DESIGN STAGE OF A PROJECT.



TRANSMISSION OF MARKING DATA CAN TAKE PLACE VIA PHONE, E-MAIL, DISKETTE OR FAX.




ALL THE MARKING DATA ON ONE AND SAME MARKER SLEEVE REDUCES SEVERAL SEPARATE MOUNTING OPERATIONS INTO ONE.



PA+ PROFILE WITH UNIQUE PATENTED GROOVES.



COMPUTERIZED MULTI-CHARACTER MARKING MEANS THAT ALL MARKING INFORMATION IS PRINTED ON A SINGLE SLEEVE WHICH CAN THEN BE SLID INTO PLACE VERY EASILY AND QUICKLY.



A RELIABLE MARKING SYSTEM MAKES FAULT-TRACING AND SERVICE MUCH EASIER.

PO WITH SP1W OR MK1, »DO-IT-YOURSELF«

For more information, see product information PO, SP1W and MK1.

OVERVIEW

CLOSED WIRE MARKING

TYPE PY/PA	ARTICLE NUMBER	AWG*	Ø MM	AREA MM²	SLEEVE LENGTH MM	NO. OF CHARS./SLEEVE
T	PY-01*04/09/17	~24-19	1.0-2.0	~0.2-0.7	6-39	2-25
G	PA+02*04/09/17/30	~22-16	1.3-3.0	~0.2-1.5	6-39	2-25
	PA+05*04/09/17/30	~18-14	2.0-4.0	~0.5-2.5	6-39	2-25
	PA+10*04/09/17/30	~16-11	2.5-5.0	~0.75-4.0	6-39	2-25
	PA+11*04/09/17/30	~16-10	2.8-5.5	~1.0-6.0	6-39	2-25
	PA+20*04/09/17/30	~13-5	4.0-10.0	~2.5-25.0	6-39	2-25
	PA-30*04/09/17/30	~5-	8.0-16.0	~16.0-70.0	15/24/33	2-17

CABLE MARKING

TYPE PK	ARTICLE NUMBER	SLEEVE LENGTH MM	NO. OF CHARS.	MISCELLANEOUS
	PK-20*04/09/17/30	6-39	2-21	
	PK-20Q*25	25	MAX. 14	SINGLE PUNCHED
	PK-20Q*40	40	MAX. 21	TRIPPLE PUNCHED
TYPE PO	ARTICLE NUMBER	SLEEVE LENGTH MM	NO. OF CHARS.	MISCELLANEOUS
	PO-06Q18/30	18	MAX 7	SINGLE PUNCHED
	PO-06QU18/30	18	MAX 7	SINGLE PUNCHED

OPEN WIRE MARKING

TYPE PY/PA	ARTICLE NUMBER	AWG*	Ø MM	AREA MM²	SLEEVE LENGTH MM	MAX NO. CHARS./SLEEVE
T	PC-10*04/09/17	~22-16	2.4-3.0	~1.0	6-36	2-19
	PC-20*04/09/17	~16-12	3.0-4.0	~2.5	6-36	2-19
	PC-30*04/09/17	~12-11	4.0-5.0	~4.0	6-36	2-19
	PC-40*04/09/17	~11-10	5.0-6.2	~6.0	6-36	2-19
	PC-50*04/09/17	~7-5	6.0-7.2	~10.0	6-36	2-19

CLOSED WIRE MARKING

TYPE PO	ARTICLE NUMBER	DIAMETER MM	AREA MM²	DIAMETER INCH	AWG	NO. OF CHARS./SLEEVE
	PO-01*04/09/17/30	1.3 - 1.8	0.25	.051 - .071	23-20	2-25
	PO-02*04/09/17/30	1.7 - 2.2	0.5	.067 - .087	20-18	2-25
	PO-03*04/09/17/30	2.0 - 2.5	0.75	.079 - .098	18-17	2-25
	PO-04*04/09/17/30	2.2 - 2.8	1.0	.087 - .110	17-15	2-25
	PO-05*04/09/17/30	2.7 - 3.5	1.5	.106 - .138	15-13	2-25
	PO-06*04/09/17/30	3.2 - 4.0	2.5	.126 - .157	13-11	2-25
	PO-07*04/09/17/30	3.8 - 4.7	4.0	.150 - .185	22-9	2-25
	PO-08*04/09/17/30	4.6 - 5.5	6.0	.181 - .217	9-7	2-25
	PO-09*04/09/17/30	5.6 - 7.0	10.0	.220 - .276	7-5	2-25
	PO-10*04/09/17/30	6.5 - 8.0	16.0	.256 - .315	5-3	2-25
	PO-11*04/09/17/30	7.0 - 9.5	18.0	.275 - .374	4-3	2-25
	PO-12*04/09/17/30	7.5 - 10.0	20.0	.295 - .394	4-2	2-25
	PO-14*04/09/17/30	9.5 - 12.0	25.0	.374 - .472	1/0	2-25
	PO-16*04/09/17/30	11.5 - 14.0	35.0	.453 - .551	1/0-2/0	2-25
	PO-18*04/09/17/30	13.5 - 16.0	50.0	.531 - .630	2/0-3/0	2-25
	PO-20*04/09/17/30	15.5 - 18.0	70.0	.610 - .709	3/0-4/0	2-25
	PO-22*04/09/17/30	17.5 - 20.0	95.0	.689 - .787	4/0	2-25
	PO-24*04/09/17/30	19.5 - 22.0	120.0	.768 - .866	4/0-5/0	2-25
	PO-26*04/09/17/30	21.5 - 24.0	150.0	.846 - .945	5/0-6/0	2-25
	PO-28*04/09/17/30	24.0 - 28.0	185.0	.947 - 1.104	6/0-7/0	2-25

BLACK ETCHING INK PRINT IS STANDARD. THERMAL TRANSFER PRINT ON REQUEST!
 ARTICLE NUMBER KEY NOTES (*):
 D = 2 LINE TEXT. (PK AND PA3)
 S = LARGE TEXT, MAXIMUM 7 CHARACTERS, CA 5.5 MM PER CHARACTER. (PK)
 Q = PUNCHED (PK ELLER PO)
 T = UNSORTED.
 U = SORTED.
 E.G. QU = PUNCHED AND SORTED; SQU = LARGE TEXT, PUNCHED AND SORTED.

STANDARD MULTI-CHARACTER WIRE MARKING

TYPE PA	ARTICLE	SLEEVE LENGTH MM	SLEEVE COLOUR	PRINT COLOUR	PRINT
G	PA-02006/PA-10006/PA-20006/PK-20006BB40.##	6	YELLOW	BLACK	L1, L2, L3, PE
	PA-02006/PA-10006/PA-20006/PK-20006BB69.MP	6	BLUE	WHITE	MP
	PA-02012/PA-10012/PA-20012/PK-20012BV29.TRIP	12	RED	WHITE	TRIP
	PA-30006/9AV40.##	6/9	YELLOW	BLACK	L1, L2, L3, PE
	PA-30006/9AV69.MP	6/9	BLUE	WHITE	MP
	PA-30012AV29.TRIP	12	RED	WHITE	TRIP

PA-02, PA-1, PA-2 AND PK SUPPLIED ON REELS OF 1000 MARKERS. PA-3 SUPPLIED IN STRIP PACKS OF 5X20=100 MARKERS.

AV = LOOSE MARKERS HOT STAMPED PRINT.
 BB = REEL, BLACK ETCHING INK PRINT.
 BG = REEL, STANDARD SEQUENCES, BLACK ETCHING INK PRINT.
 BV = REEL, HOT STAMPED PRINT.
 ## = PRINT

AWG FOR GUIDANCE ONLY.


NOTE. MAXIMUM NUMBER OF CHARACTERS FOR A SPECIFIC LENGTH ARE RECOMMENDED.
 IF MORE CHARACTERS ARE DESIRED WE REFER TO TEXT ON PAGE 2 IN THIS CATALOGUE.

STANDARD MULTI-CHARACTER PAGINATED MARKING

ARTICLE NUMBER	DIAMETER RANGE		AREA MM²	AWG	LENGTH	MAX. NO OF CHARACTERS	PCS/PACK.
	MM	INCH					
PA-02006*##.XX	1.3-3.0	.051-.118	0.2-1.5	~22-16	6	2	1000
PA-02009*##.XXX	1.3-3.0	.051-.118	0.2-1.5	~22-16	9	3	1000
PA-02012*##.XXXX	1.3-3.0	.051-.118	0.2-1.5	~22-16	12	4	1000
PA-10006*##.XX	2.5-5.0	.098-.196	1.5-4.0	~16-11	6	2	1000
PA-10009*##.XXX	2.5-5.0	.098-.196	1.5-4.0	~16-11	9	3	1000
PA-10012*##.XXXX	2.5-5.0	.098-.196	1.5-4.0	~16-11	12	4	1000
PA-20006*##.XX	4.0-10.0	.157-.394	2.5-16.0	~13-5	6	2	1000
PA-20009*##.XXX	4.0-10.0	.157-.394	2.5-16.0	~13-5	9	3	1000
PA-20012*##.XXXX	4.0-10.0	.157-.394	2.5-16.0	~13-5	12	4	1000
PC-10006*##.XX	2.4-3.0	.094-.118	0.4-1.5	~22-16	6	2	1000
PC-10009*##.XXX	2.4-3.0	.094-.118	0.4-1.5	~22-16	9	3	1000
PC-10012*##.XXXX	2.4-3.0	.094-.118	0.4-1.5	~22-16	12	4	1000
PC-20006*##.XX	3.0-4.0	.118-.157	1.5-3.0	~16-12	6	2	1000
PC-20009*##.XXX	3.0-4.0	.118-.157	1.5-3.0	~16-12	9	3	1000
PC-20012*##.XXXX	3.0-4.0	.118-.157	1.5-3.0	~16-12	12	4	1000

**=BN=1000 REEL NEUTRAL, EV=200 PACKS LOOSE MARKERS, SB=250 COMPACTDISCS INK JET, AV=100 PACKS LOOSE MARKERS, SV=250 COMPACTDISCS HOT STAMPED, BG=1000 REEL COMPUTERIZED SEQUENCES, DV=250 PACKS HOT STAMPED, BB=1000 REEL INKJET PRINT.
 ##=40=YELLOW SLEEVE/BLACK PRINT, 90=WHITE SLEEVE/BLACK PRINT.
 XX=DESIRED EQUAL 2 DIGIT MARKING INFORMATION, .XXX=DESIRED EQUAL 3 DIGIT MARKING INFORMATION, .XXXX=3-DIGIT START NUMBER 2-DIGIT 20 NUMBER SEQUENCES.
 ORDER EXAMPLE: 1) PA-10009BB40.060Y = 2-PAGINATED SEQUENCES FROM 060-079, 2 NUMBERS OF EACH, YELLOW SLEEVE WITH BLACK PRINT, 9 MM LENGTH.
 ORDER EXAMPLE: 2) PA-02006SB90.27 = 250 REEL WITH NUMBER 27, WHITE SLEEVE WITH BLACK PRINT.

APPLICATION



PACKAGINGS AND OPTIONS



UNSORTED IN A LOOP.



STANDARD SEQUENCES ON REEL.



SORTED.



SORTED ON CARDBOARD SHEET.

UNSORTED

Sequences packed per type, colour and length. Number per sequence depending on type and length.

- A loop of semi cut sleeves, packed in plastic bags or cartons with start and stop designations.
- Sequence, paginated or same marking characters on reels, normally 1000 pcs or as close as possible.
- Each marking type, colour and length is packed separately.

SORTED

Marking sleeves packed entirely according to customer requirements, in packs with sorting designations.

OPTIONS

- Sorting, packing and mounting of marker on cardboard = option MUA.
- Sorting, packing and mounting of PK or PO marker on PKH or POH holder = option MUH.
- Sorting, packing and mounting of PK or PO markers on PKH or POH holder, attached on a cardboard sheet = option MUHA.

MULTI-CHARACTER MARKING

PAZ/PKZ/POZ

CABLE AND WIRE MARKING

- Halogen free ZEREX material, customized multi-character marking on one single sleeve.
- Self extinguishing according to UL94-VO.
- The flexible ZEREX material enables fast and easy mounting.
- Etching ink jet with high resolution gives excellent legibility.
- Permanent and adjustable marking in one step reduces marking cost up to 50 %.

SPECIFICATION

DESIGN

PAZ bellow type profile with flat top and unique patented grooves along the outside profile wall. PKZ/POZ flat and oval type profiles with wide diameter range.

PRINT

PAZ and PKZ: Etching ink jet print with high resolution.
POZ: Thermal transfer print.

TEXT

Alphanumerical, special characters and symbols. Character heights 2.6 or 4.0 mm depending on marker type. Character width 1.8–2.0 mm depending on number of characters.

COLOURS

Standard colours are yellow and white, others on request.

AVAILABLE MARKER TYPES

- 1) PAZ02, PAZ1, PAZ2, PAZ3.
- 2) PKZ2, POZ01–POZ28.

MARKING INFORMATION

Transfer of marking information to PARTEX via e-mail, diskette, fax or mail.

MATERIAL

ZEREX, thermoplastic polyether based polyuretan compound PUC. Cadmium, silicon and halogen free.

TEMPERATURE RANGE

From -30°C to $+90^{\circ}\text{C}$ (-22°F to $+194^{\circ}\text{F}$).

RESISTANCE

The product is tested according to PARTEX Product Test Programme by the Swedish Test and Research Institute and has the following test properties:

- Flammability resistance according to UL94-VO.
- Resistant to UV radiation, corresponding to 1 year outdoors in the south of Sweden.
- Resistance to chemicals meets PARTEX Product Test Programme (except for battery acid).
- Resistance to temperature and ageing meets norms of PARTEX Product Test Programme.
- Thermal transfer print is not abrasion resistance.

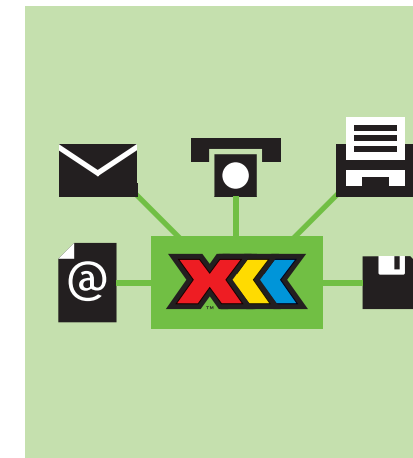
For application in hostile environments, please contact PARTEX for information.

NOTE. MAXIMUM NUMBER OF CHARACTERS FOR A SPECIFIC LENGTH ARE RECOMMENDED.
IF MORE CHARACTERS ARE DESIRED WE REFER TO TEXT ON PAGE 2 IN THIS CATALOGUE.

SYSTEM LAYOUT PAZ/PKZ/POZ




MARKING DATA CAN BE ENTERED AT THE DESIGN STAGE OF A PROJECT.




TRANSMISSION OF MARKING DATA CAN TAKE PLACE VIA PHONE, E-MAIL, DISKETTE OR FAX.



ALL THE MARKING DATA ON ONE AND SAME MARKER SLEEVE REDUCES SEVERAL SEPARATE MOUNTING OPERATIONS INTO ONE.



COMPUTERIZED MULTI-CHARACTER MARKING MEANS THAT ALL MARKING INFORMATION IS PRINTED ON A SINGLE SLEEVE WHICH CAN THEN BE SLID INTO PLACE VERY EASILY AND QUICKLY.



A RELIABLE MARKING SYSTEM MAKES FAULT-TRACING AND SERVICE MUCH EASIER.

PO WITH SP1W OR MK1, »DO-IT-YOURSELF«

For more information, see product information PO, SP1W and MK1.

OVERVIEW

CLOSED WIRE MARKING

TYPE PAZ	ARTICLE NUMBER	AWG*	Ø MM	AREA MM²	SLEEVE LENGTH MM	NO. OF CHARS./SLEEVE
H	PAZO2*04/09/17/30	~22-16	1.3-3.0	~0.2-15	6-39	2-25
	PAZO5*04/09/17/30	~18-14	2.0-4.0	~0.5-2,5	6-39	2-25
	PAZ10*04/09/17/30	~16-11	2.5-5.0	~0,75-4,0	6-39	2-25
	PAZ11*04/09/17/30	~16-10	2.8-5.5	~1,0-6,0	6-39	2-25
	PAZ20*04/09/17/30	~13-5	4.0-10.0	~2,5-25,0	6-39	2-25
	PAZ30*04/09/17/30	~5-	8.0-16.0	~16.0-70.0	15/24/33	2-17

CABLE MARKING

TYPE PKZ	ARTICLE NUMBER	SLEEVE-LENGTH MM	NO. OF CHARS.	MISCELLANEOUS
O	PKZ20*04/09/17/30	6-39	2-25	
	PKZ20Q*25	25	MAX. 14	SINGLE PUNCHED
	PKZ20Q*40	40	MAX. 21	TRIPPLE PUNCHED

TYPE POZ	ARTICLE NUMBER	SLEEVE-LENGTH MM	NO. OF CHARS.	MISCELLANEOUS
O	POZO6Q18/30	18	MAX 7	SINGLE PUNCHED
	POZO6QU18/30	18	MAX 7	SINGLE PUNCHED

CLOSED WIRE MARKING

TYPE POZ	ARTICLE NUMBER	DIAMETER MM	AREA MM²	DIAMETER INCH	AWG	NO. OF CHARS./SLEEVE
O	POZO1*04/09/17/30	1.3 - 1.8	0.25	.051 - .071	23-20	2-25
	POZO2*04/09/17/30	1.7 - 2.2	0.5	.067 - .087	20-18	2-25
	POZO3*04/09/17/30	2.0 - 2.5	0.75	.079 - .098	18-17	2-25
	POZO4*04/09/17/30	2.2 - 2.8	1.0	.087 - .110	17-15	2-25
	POZO5*04/09/17/30	2.7 - 3.5	1.5	.106 - .138	15-13	2-25
	POZO6*04/09/17/30	3.2 - 4.0	2.5	.126 - .157	13-11	2-25
	POZO7*04/09/17/30	3.8 - 4.7	4.0	.150 - .185	22-9	2-25
	POZO8*04/09/17/30	4.6 - 5.5	6.0	.181 - .217	9-7	2-25
	POZO9*04/09/17/30	5.6 - 7.0	10.0	.220 - .276	7-5	2-25
	POZ10*04/09/17/30	6.5 - 8.0	16.0	.256 - .315	5-3	2-25
	POZ11*04/09/17/30	7.0 - 9.5	18.0	.276 - .374	4-3	2-25
	POZ12*04/09/17/30	7.5 - 10.0	20.0	.295 - .394	4-2	2-25
	POZ14*04/09/17/30	9.5 - 12.0	25.0	.374 - .472	1/0	2-25
	POZ16*04/09/17/30	11.5 - 14.0	35.0	.453 - .551	1/0-2/0	2-25
	POZ18*04/09/17/30	13.5 - 16.0	50.0	.531 - .630	2/0-3/0	2-25
	POZ20*04/09/17/30	15.5 - 18.0	70.0	.610 - .709	3/0-4/0	2-25
	POZ22*04/09/17/30	17.5 - 20.0	95.0	.689 - .787	4/0	2-25
	POZ24*04/09/17/30	19.5 - 22.0	120.0	.768 - .866	4/0-5/0	2-25
POZ26*04/09/17/30	21.5 - 24.0	150.0	.846 - .945	5/0-6/0	2-25	
POZ28*04/09/17/30	24.0 - 28.0	185.0	.947 - 1.104	6/0-7/0	2-25	

BLACK ETCHING INK PRINT IS STANDARD.

ARTICLE NUMBER KEY NOTES (*):

D = 2 LINE TEXT. (PK AND PA3)

S = LARGE TEXT, MAXIMUM 7 CHARACTERS, CA 5.5 MM PER CHARACTER. (PK)

Q = PUNCHED. (PK)

T = UNSORTED.

U = SORTED.

E.G. QU = PUNCHED AND SORTED; SQU = LARGE TEXT, PUNCHED AND SORTED.

AWG FOR GUIDANCE ONLY.

NOTE. MAXIMUM NUMBER OF CHARACTERS FOR A SPECIFIC LENGTH ARE RECOMMENDED. IF MORE CHARACTERS ARE DESIRED WE REFER TO TEXT ON PAGE 2 IN THIS CATALOGUE.

PACKAGINGS AND OPTIONS



UNSORTED IN A LOOP.



STANDARD SEQUENCES ON REEL.



SORTED.



SORTED ON CARDBOARD SHEET.

UNSORTED

Sequences packed per type, colour and length. Number per sequence depending on type and length.


- A loop of semi cut sleeves, packed in plastic bags or cartons with start and stop designations.
- Sequence, paginated or same marking characters on reels, normally 1000 pcs or as close as possible.
- Each marking type, colour and length is packed separately.

SORTED

Marking sleeves packed entirely according to customer requirements, in packs with sorting designations.

- Sorting, packing and mounting of marker on cardboard = option MUA.
- Sorting, packing and mounting of PK or PO marker on PKH or POH holder = option MUH.
- Sorting, packing and mounting of PK or PO markers on PKH or POH holder, attached on a cardboard sheet = option MUHA.

ACCESSORIES



PYD/PAD/PAV INSTALLATION TOOL

- Simplifies marking of thin and stripped wires.
- Excellent tool for combination marking.
- Shortens installation time.
- PAV – the U-shape enables faster installation when different wire diameters are mixed.
- Takes up little space in the toolbox.
- PAD-3, -4 and -5 can also be used mounting the flat heatshrink tube from our PH-range.

SPECIFICATION

PYD/PAD

DESIGN

Teflon coated stainless steel alt. stainless steel conical installation tool with axial hole at the fat end for the wire. For use with stripped wires and PARTEX wire marking PA02 och PA1. PYD for thin wires.

PAV

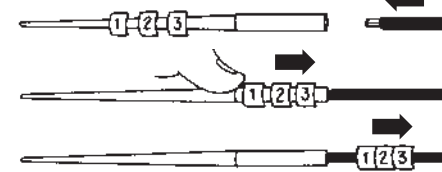
DESIGN

Stainless steel, U-shaped installation tool for both left- and right-mounting.

Depending on how the U-shaped part of PAV is turned in, the marker can be expanded over the whole diameter range.

APPLICATION

PYD/PAD



PAV

Depending on how the U-shaped part of PAV is turned in relation to the bellow of the marker sleeve, the marker sleeve can be expanded over the whole diameter range. This means faster installation when different wire diameters are mixed.



DIMENSIONS IN MM (NOMINAL)

PYD/PAD/PAV

ARTICLE NUMBER	LENGTH (L)	DIAMETER (D1)		DIAMETER (D2)		HOLE (Ø) HEIGHT (H)
		MM	INCH	MM	INCH	
PYD-1M/PYD-1T	100	2.0	.078	1.0	.039	1.5/-
PAD-3M/PAD-3T	100	3.1	.122	1.8	.070	2.5/-
PAD-4M/PAD-4T	100	4.2	.165	2.5	.098	3.5/-
PAD-5M/PAD-5T	100	5.0	.197	2.5	.098	4.5/-
PAV02M	124	3.8	.150	-	-	-/3.0
PAV10M	130	5.0	.197	-	-	-/4.0


T = TEFLON COATED. M = METAL/STAINLESS STEEL.



SIZES AND PACKAGINGS

PYD/PAD/PAV

ARTICLE NUMBER	DESIGNED FOR	NUMBER/PACK	COLOUR
PYD-1M	PY01	1 PCE	METALLIC
PYD-1T	PY01	1 PCE	GREEN
PAD-3M	PA02	1 PCE	METALLIC
PAD-3T	PA02	1 PCE	RED
PAD-4M	PA10	1 PCE	METALLIC
PAD-4T	PA10	1 PCE	DARK BLUE
PAD-5M	PA10	1 PCE	METALLIC
PAD-5T	PA10	1 PCE	LIGHT BLUE
PAV02M	PA02	1 PCE	METALLIC
PAV10M	PA10	1 PCE	METALLIC



PCG INSTALLATION TOOL

- Installation tool for PC sleeves.
- Facilitates non-easy access installation.
- Saves installation time.
- Two versions for all sleeve sizes.

SPECIFICATION

PCG

DESIGN

Mounting tool in two executions for all four PC sleeve sizes. A special grip design of both ends facilitates the mounting at difficulty of access.

MATERIAL

ABS.

COLOR

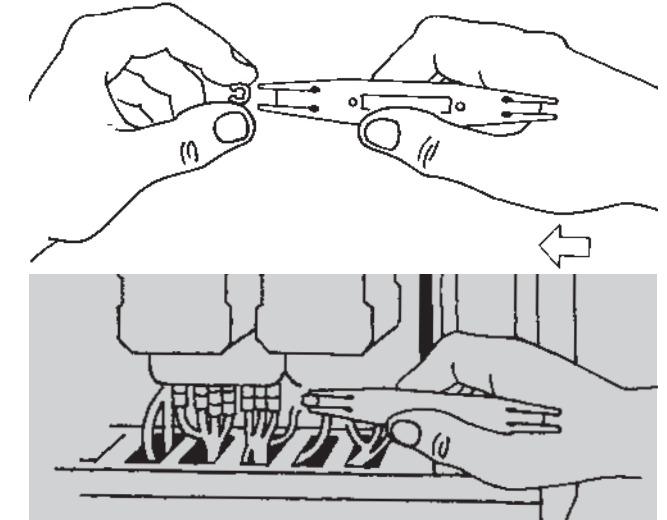
PCG 10 – 20 orange.
PCG 30 – 40 yellow.

TEMPERATURE RANGE

From -30°C to +75°C (-22°F to +167°F).

APPLICATION

PCG



DIMENSIONS IN MM (NOMINAL)

PCG

ARTICLE NUMBER	LENGTH (L)	WIDTH (W)	THICKNESS (T)
PCG	102	15	4



SIZES AND PACKAGINGS

PCG

ARTICLE NUMBER	DESIGNED FOR	COLOUR	NUMBER/PACK
PCG	PC 10 AND PC 20 PC 30 AND PC 40	ORANGE YELLOW	ONE OF EACH SUPPLIED IN A BAG

ACCESSORIES



MD/MDH

- The MD installation tool and MDH holder form a complete installation magazine for PA sleeves.
- Excellent aid when working with production or installation.
- The holder is easily loaded with the MD installation tool.
- Complete marking kit for marking on site.
- For minimum installation time and maximum flexibility when working with combination marking.

MODELS AND PACKAGINGS

ARTICLE NUMBER	DESCRIPTION	QTY / PACK
MDH2002	HOLDER FOR MD-02 APPLICATOR, RED	1 PCE
MDH2010	HOLDER FOR MD-10 APPLICATOR, BLUE	1 PCE
MD-02	APPLICATOR FOR PA-1, BLUE	20 PCS
MD-10	APPLICATOR FOR PA-02, RED	20 PCS
MD-02S	COMPLETE STANDARD KIT MD-02 WITH PA-02	20 PCS
MD-10S	COMPLETE STANDARD KIT MD-10 WITH PA-1	20 PCS
MD-10FMS	3-PHASE MARKING KIT WITH PA-1,	13 APPLICATORS Á 25 SLEEVES
MDH2002S	MD HOLDER WITH MD-02S STANDARD KIT	20 APPLICATORS Á 25 SLEEVES
MDH2010S	MD HOLDER WITH MD-10S STANDARD KIT	20 APPLICATORS Á 25 SLEEVES
MDH2002-U	MD-HOLDER MD-02 + CUSTOMIZED MARKER KIT	20 APPLICATORS Á 25 SLEEVES
MDH2010-U	MD-HOLDER MD-10 + CUSTOMIZED MARKER KIT	20 APPLICATORS Á 25 SLEEVES
MD-02U	APPLICATOR MD-02 WITH CUSTOMIZED PA-02	10PCS
MD-10U	APPLICATOR MD-10 WITH CUSTOMIZED PA-1	10PCS
MD-02003--D&.#	APPLICATOR WITH PA-02 SLEEVES	10 APPLICATORS Á 25 SLEEVES
MD-10003--D&.#	APPLICATOR WITH PA-1 SLEEVES	10 APPLICATORS V 25 SLEEVES
MD-02S09.09	MD-02 COLOUR CODE:0-9, PA-02	10PCS
MD-10S09.09	MD-10 COLOUR CODE:0-9, PA-1	10PCS
MD02SD&.-#-#	MD-02 STANDARD KIT WITH PA-02 ACCORDING TO SPEC.	QTY SEE BELOW #-#
MD10SD&.-#-#	MD-10 STANDARD KIT WITH PA-1 ACCORDING TO SPEC.	QTY SEE BELOW #-#

MDH2002S/MDH2010S STANDARD KIT ACCORDING TO FOLLOWING:
 YELLOW 0-9, L, R, S, T, NEUTRAL, EARTH SIGN, BLUE -, RED +, GREY NEUTRAL
 O = PROFILE COLOUR ACCORDING TO THE INTERNATIONAL COLOUR CODE
 & = PRINT COLOUR ACCORDING TO THE INTERNATIONAL COLOUR CODE
 # = CHARACTER
 IF STANDARD KITS ARE DESIRED WITH E.G 0-9, A-J, K-T AND SO ON, PLEASE CONTACT PARTEX.
 SPECIFIED KITS # - # = A-J; K-T, U-Z, +, -, /, EARTH AND 0-9;

SPECIFICATION

DESIGN

The installation tools are specially designed for easy transfer of the marker to the wire. The MDH holder contains 20 MD type installation tools and is fitted with a snap-hook. The installation tool and the holder are supplied separately.

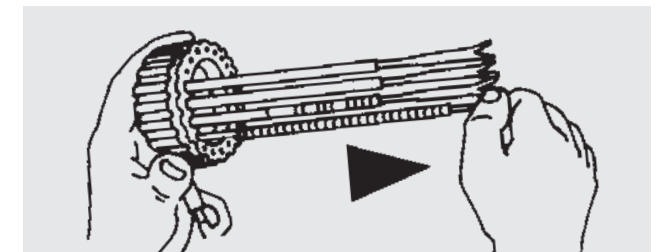
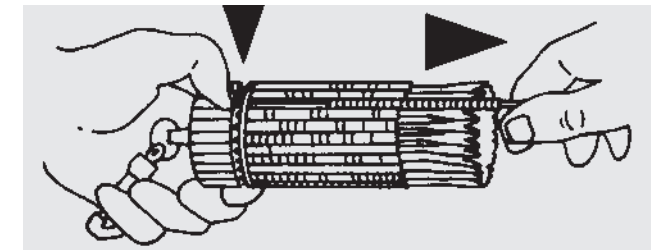
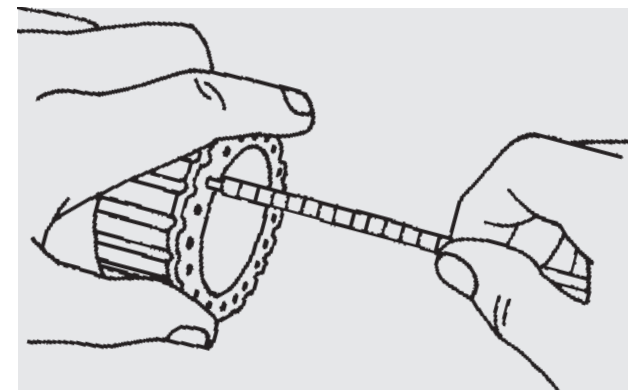
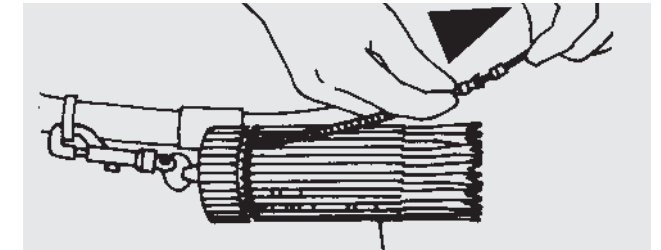
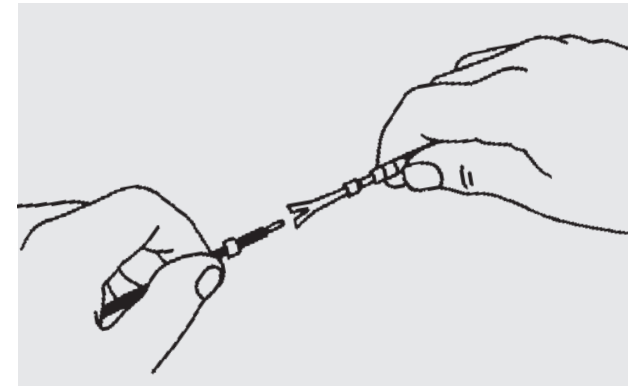
MATERIAL

MD – Acetal.
 MDH – Polystyrene.

COLOUR

Red for PA02 or blue for PA01.

APPLICATION



ACCESSORIES

CAS/PAM

CASSETTE FOR PA 1 OR PA 02 MARKERS

- Cassette for PA sleeves.
- Flexible aid for service and maintenance marking.
- Saves time and money.
- Pocket-size – easy to take along.
- CAS is double-sided for right and left mounting.
- Easy to refill from PARTEX's standard range.
- PAM has transparent upper side which simultaneously protects the sleeve.
- PAM has a U-shaped, practical metal installation tool, PAV, attached along one long side.
- CAS can be ordered with installation tool PAD.

DIMENSIONS IN MM (NOMINAL)

ARTICLE NUMBER	COLOUR	NUMBER OF GROOVES	MAX. NUMBER OF SLEEVES	DIMENSIONS IN MM W X L X H	CONTAINS
CAS-600EP	RED	10 X 2	300 X 2	67 X 90 X 21	PAD-3M
CAS-600E	RED	12 X 2	300 X 2	67 X 90 X 21	–
CAS-600MP	RED	12 X 2	300 X 2	67 X 90 X 21	PAD-3M
CAS-500EP	BLUE	10 X 2	250 X 2	67 X 90 X 21	PAD-5M
CAS-500E	BLUE	10 X 2	250 X 2	67 X 90 X 21	–
CAS-500MP	BLUE	10 X 2	250 X 2	68 X 90 X 21	PAD-5M
PAM-02EP	RED	10 X 2	10 X 44	61.5 X 150 X 7,5	PAV-02M
PAM-02E	RED	10 X 2	10 X 44	61.5 X 150 X 7,5	–
PAM-10EP	BLUE	10 X 2	10 X 44	72 X 152.5 X 8,5	PAV-10M
PAM-10E	BLUE	10 X 2	10 X 44	72 X 152.5 X 8,5	–

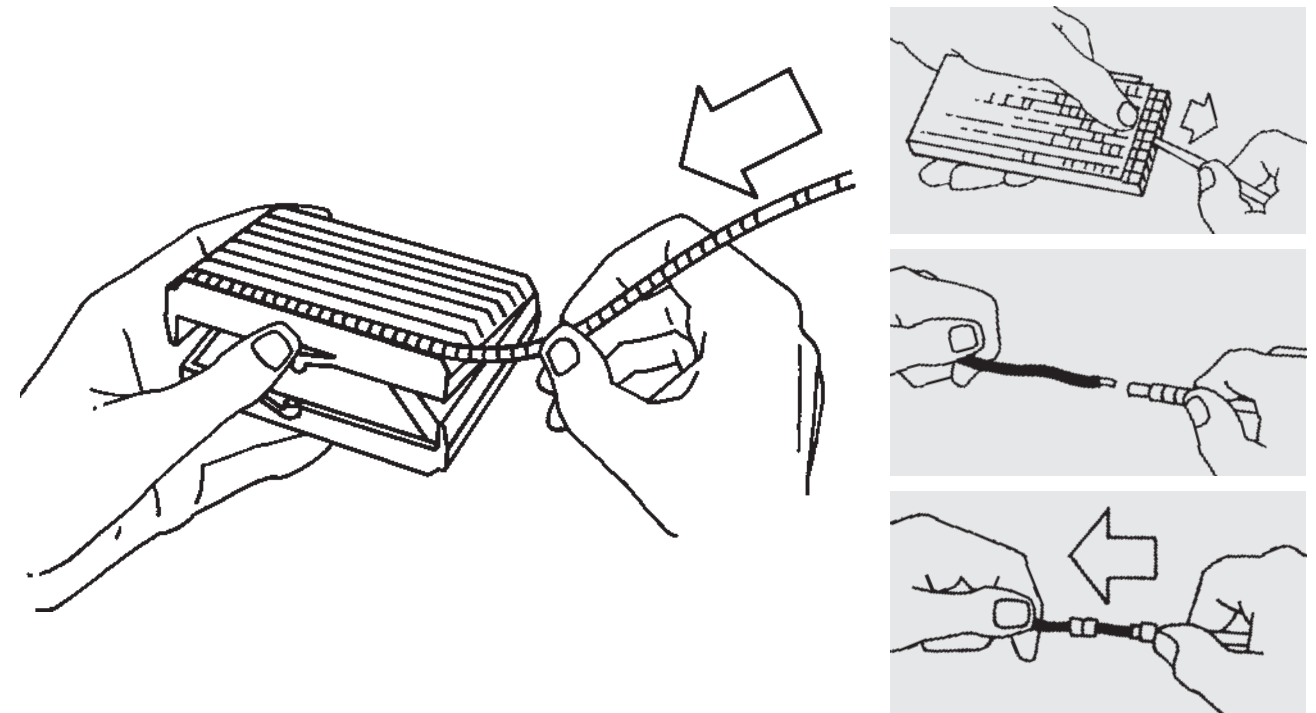
E = EMPTY WITHOUT INSTALLATION TOOL PAD AND WITHOUT SLEEVES.
EP = WITH TOOL AND WITHOUT SLEEVES.
MP = WITH TOOL AND WITH SLEEVES. PLEASE CONTACT PARTEX.
M = METAL.

SIZES AND PACKAGINGS

ARTICLE NUMBER	NUMBER/PACK	ARTICLE NUMBER FOR REFILLS
CAS-600E/EP/MP	1 PCE.	PA-02003PVQ&.#
CAS-500E/EP/MP	1 PCE.	PA-10003PVQ&.#
PAM-02E/EP	1 PCE.	PA-02003BVQ&.#
PAM-10E/EP	1 PCE.	PA-10003BVQ&.#

□ = SLEEVE COLOUR.
& = PRINT COLOUR.
= PRINTED CHARACTER.

APPLICATION



SPECIFICATION

CAS

DESIGN

The cassette comprises of two identical lids, linked by a hinge on one side. The outer sides of the lids have grooves for storing PA marker strips. The lids of the two different designs fit one another and can thus be combined. The PAD installation tool can be stored inside the cassette (see separate product information). The cassette is supplied without markers.

MATERIAL

Polystyrene.

COLOUR

Red for PA02 and blue for PA1.

TEMPERATURE RANGE

From -30°C to $+60^{\circ}\text{C}$ (-22°F to $+140^{\circ}\text{F}$).

PAM

DESIGN

The cassette has 10 grooves for storing PA-marking strips and a transparent protective lid which is welded in place. One of the long sides has external holders for the PAV installation tool (see separate product information). The cassette is supplied without markers.

MATERIAL

ABS.


COLOUR

Red for PA02 and blue for PA1.

TEMPERATURE RANGE

From -30°C to $+60^{\circ}\text{C}$ (-22°F to $+140^{\circ}\text{F}$).

ACCESSORIES



PSK

COMPARTMENT BOX

- Purpose designed 12 and 18 compartment boxes in impact resistant plastic.
- Ideal for storing a selection of PARTEX markers, both cut and in strips.
- On-site combination marking at a glance and at your fingertips.
- Transparent lid ensures high visibility of contents.
- Available empty or ready furnished with PARTEX marker packs.

SPECIFICATION

PSK12

Twelve compartment transparent box in polystyrene.

PSK18

Eighteen compartment transparent box in polystyrene with clear transparent lid.

Both boxes have lockable lids with sturdy hinges.

REFILLING

From PARTEX standard marker packs.

CONTENTS

Available empty or with PARTEX standard marker packs.

ACCESSORIES

PARTEX mounting tools PAD, PYD, PAV and PCG, see separate product information.

STANDARD MARKER**PACK, PSK12:**

- 1) Yellow/black: 0-9
Red/white: +
Blue/white: -
- 2) Yellow/black: 0-9
Yellow/green: ±
Yellow: Neutral
- 3) Yellow/black: 0-9

Each compartment holds approx. 1000 pcs of PA02, PA1, PY01 and PC10, 800 pcs of PC20 and PC30 and 400 pcs of PC40 and PK2.

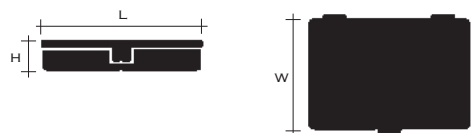
STANDARD MARKER**PACK, PSK18**

- 1) Yellow/black: 0-9
Red/white: +
Blue/white: -
Yellow/green: ±
Yellow: Neutral
Grey: Neutral
Yellow/black: R, S, T

Each compartment holds approx. 200 marker sleeves of PA02, PA1, PY01 as well as PC10, PC20, PC30 or PC40 or PK2.

DIMENSIONS IN MM (NOMINAL)

ARTICLE NUMBER	LENGTH (L)	WIDTH (W)	HEIGHT (H)
PSK12000	250	175	46
PSK18000	240	195	42



PACKAGINGS

ARTICLE NUMBER	CONTENTS	COMPARTMENTS	NUMBER PER PACK
PSK12000	EMPTY ASSORTMENT BOX 1200	12	1
PSK12001	CUSTOMIZED FILLING WITH MARKERS*	12	1
PSK12002	FILLED WITH PC 10 SINGLE CHR MARKERS	12	1
PSK18000	EMPTY ASSORTMENT BOX 1800	18	1
PSK18001	CUSTOMIZED FILLING WITH MARKERS*	18	1
PSK18002	FILLED WITH PA 02 CHR MARKERS	18	1
PSK97000	EMPTY ASSORTMENT BOX CUSTOMIZED COMPARTMENTS 1800	SPEC.	1
PSK99000	EMPTY ASSORTMENT BOX WITHOUT COMPARTMENTS 1800	0	1

* = PLEASE CONTACT PARTEX



SRP

STORAGE BOX

- Robust steel plate storage box for PARTEX compactdiscs.
- Detachable upper tray for cable accessories.
- Flexible carrying handle.
- Holes for different suspension arrangements.
- An excellent accessory which simplifies marking work.

SPECIFICATION

DESIGN

Square box with lid and detachable internal tray section with five small and one large compartment. The box is intended for compactdiscs, whilst end sleeves, cable ties, installation tools etc. can be stored in the internal tray section. The lid is fitted with hinges and a collapsible handle. It is closed with an eccentric lock. There is a round hole on the sides of the box and a »keyhole« on its back, both of which can be used for suspending the box, for example during installation work. The box is empty when delivered.

HOLDS

25 PA02 reels, 21 PA1 reels, 14 PA2 reels or 11 PK2 reels. Combination PA02 and PA1, 11 reels of each.

MATERIAL

Powder-lacquered steel plate.

WEIGHT

Empty box 1.8 kg.

COLOUR

White.

EXTERNAL MEASUREMENTS IN MM

ARTICLE NUMBER	LENGTH	WIDTH	HEIGHT	TRAY	QUANTITY/PACKAGING
SRP	160	130	163	155 X 127 X 30	1

APPLICATION



ACCESSORIES

PKH/POH MARKING HOLDERS

- Holder for PK, PKZ, POZ and POK markers.
- No tools needed for installation.
- PKH has four attachment points which allow length adaption.
- Easy to install with PARTEX cable ties.
- PKH permits marking before cable laying.
- POH can be used as on site marking on the yellow or white holders using PARTEX marking pen MTP-F or MK1.
- POH holders in yellow or white for on site marking with MK1 miniplotter or the marking pen MTP-F.

SPECIFICATION

PKH**DESIGN**

Flat, hard-wearing holder for combination or multi-character marking using PARTEX PK, PKZ, POK and PO-09. Length adaptable. Fastening holes for cable ties, wires, screws, rivets, etc.

MATERIAL

PKH070 – cadmium and silicon free rigid PVC.

PKH070 POL – Polyamide 6.6.

PKH110 POL – Polyamide 6.

COLOUR

Black, homogenously coloured.

TEMPERATURE RANGE

Shape permanent between -30°C and $+70^{\circ}\text{C}$ (-22°F to $+158^{\circ}\text{F}$).

RESISTANCE

Self-extinguishing, good resistance to chemicals, gamma and UV radiation.

For application in hostile environments, please contact PARTEX for information.

Polyamide 6. resistant to organic solvents with limited resistance against acids and alkalis

POH**DESIGN**

Flat, wear resistant holder with two raised anchor points for quick and easy threading of cable ties. Designed to complement the PARTEX multi-character marking or the PK, PKZ, POK and PO-09 marking systems.

MATERIAL

Cadmium and silicon free rigid PVC.

COLOUR

Black. Yellow or white for direct marking.

Other colours, please contact PARTEX.

TEMPERATURE TOLERANCE

Remains undeformed from -30°C to $+60^{\circ}\text{C}$ (-22°F to $+140^{\circ}\text{F}$).

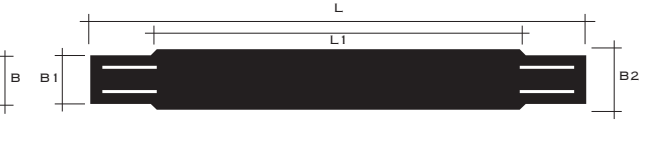
RESISTANCE

Good resistance to chemicals, gamma and UV radiation.

For application in hostile environments, please contact PARTEX for information.

DIMENSIONS IN MM (NOMINAL)

ARTICLE NUMBER	WIDTH (W)	WIDTH (B)	LENGTH (L)	THICKNESS (T)	WIDTH FIXING EYE (A)	DIAMETER FIXING EYE (C)
PKH070	12	9.8	70	1.2	6.2	3.8
PKH070POL	12	9.8	70	1.2	6.2	3.8
PKH110POL	12	9.0	100	1.2	6.2	3.8

PKH**POH**

ARTICLE NUMBER	WIDTH (B1)	L1	WIDTH (B2)	THICKNESS (T1)	THICKNESS (T2)	FIXING EYE (H1)	LENGTH (L)
POH07060AA0	8.2	31	9.5	1.0	3.2	6.0	60.0
POH12082AA0	8.2	55	9.5	1.0	3.2	6.0	82.0
POH18110AA0	8.2	80	9.5	1.0	3.2	6.0	110.0

SIZES AND PACKAGINGS

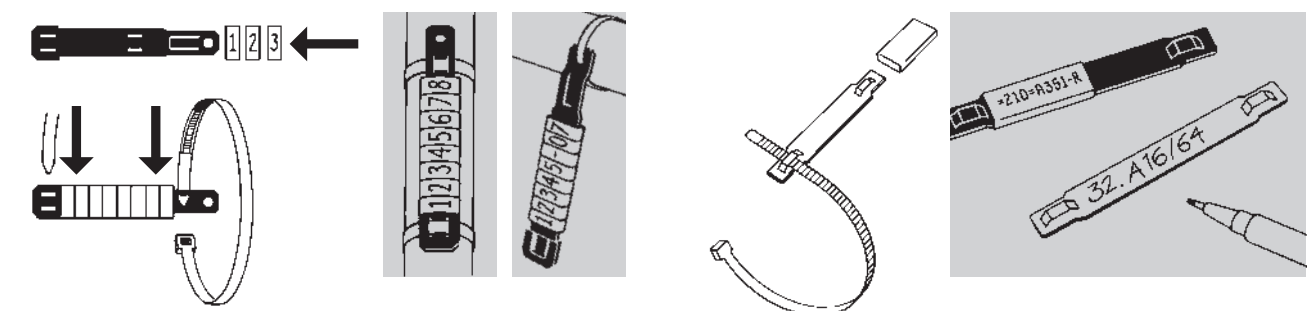
ARTICLE NUMBER	MAXIMUM NUMBER POK	MAXIMUM NUMBER PK 2/4	MAXIMUM NUMBER PKZ 2/6	NUMBER PER PACK
PKH070	10	10	–	BAG, 100 PCS
PKH070POL	10	10	7	BAG, 100 PCS
PKH110POL	20	20	13	BAG, 100 PCS
POH07060AA0	7	8	–	BAG, 100 PCS
POH12082AA0	12	13	–	BAG, 100 PCS
POH18110AA0	18	19	–	BAG, 100 PCS


0=BLACK, 4=YELLOW OR 9=WHITE.

ACCESSORIES

ARTICLE NUMBER	
PKB	CABLE TIES. SEE SEPARATE PRODUCT INFORMATION FOR PARTEX'S CABLE TIE RANGE.

APPLICATION





ACCESSORIES

**PKB
CABLE TIES**

- Handy to use in connection with PARTEX cable marking types punched PK and PM and the PKH/POH holder.
- Self-locking with high firmness.
- Bent end for easier insertion through lock and sleeve holder.
- Available for indoor and outdoor installation.
- Manufactured in accordance with MIL standard M20693B and in conformity with UL94V-2.
- Competitive prices.

SPECIFICATION STANDARD CABLE TIES

DESIGN
Self-locking cable ties with specially designed end for easier insertion into the lock and the PARTEX punched cable marking.

MATERIAL
Nylon 6.6.

COLOUR
Standard black. Most cable ties also in natural.

TEMPERATURE RANGE
For continuous use between -40°C and +85°C (-40°F and +185°F).

RESISTANCE
Flame resistance in accordance with UL94V-2. Tensile strength in accordance with MIL 2319OE. Good resistance to chemicals, gamma and UV radiation. Black version for outdoor use.

DIMENSIONS IN MM (NOMINAL)

ARTICLE NUMBER	LENGTH	WIDTH	MAX. BUNDLE DIAMETER	TENSILE STRENGTH	NUMBER/PACK
PKB-80SV/N	80	2.4	15	8 KG	100 PCS
PKB-100SV/N	100	2.5	18	8 KG	100 PCS
PKB-120SV/N	120	4.8	24	22 KG	100 PCS
PKB-140SV/N	140	3.6	33	13 KG	100 PCS
PKB-160L SV/N	160	2.5	40	8 KG	100 PCS
PKB-160SV/N	160	4.8	38	22 KG	100 PCS
PKB-200L SV/N	200	2.5	50	8 KG	100 PCS
PKB-200SV/N	200	4.8	50	22 KG	100 PCS
PKB-300L SV/N	300	3.6	76	13 KG	100 PCS
PKB-300SV/N	300	4.8	76	22 KG	100 PCS
PKB-365SV/N	370	4.8	102	22 KG	100 PCS



PKB - STANDARD CABLE TIES. SV=BLACK, N=NATURAL, L=LONG SIZE.

SPECIFICATION HEAVY DUTY CABLE TIES

DESIGN
Self-locking, specially strong cable ties with specially designed end.

MATERIAL
Nylon 6.6.

COLOUR
Standard natural or black.

TEMPERATURE RANGE
For continuous use from -40°C to +85°C (-40°F to +140°F).

RESISTANCE
Flameproof according to UL94-V2. Good resistance to chemicals, gamma and UV radiation. Black version for outdoor use.

DIMENSIONS IN MM (NOMINAL)

ARTICLE NUMBER	LENGTH	WIDTH	MAX. BUNDLE DIAMETER	TENSILE STRENGTH	NUMBER/PACK
PKB-150H SV/N	150	7.6	36	55 KG	100 PCS
PKB-240H SV/N	240	7.6	66	55 KG	100 PCS
PKB-370H SV/N	370	7.6	100	55 KG	100 PCS
PKB-430H SV/N	430	9.0	110	75 KG	100 PCS
PKB-530H SV/N	530	9.0	140	75 KG	100 PCS
PKB-710H SV/N	710	9.0	190	75 KG	100 PCS
PKB-580H SV/N	580	12.7	152	113 KG	100 PCS
PKB-1030H SV/N	1030	12.7	302	113 KG	100 PCS



H=HEAVY DUTY CABLE TIES. SV = BLACK, N = NATURAL, E = EXTENDED RANGE.

SPECIFICATION IDENTIFICATION CABLE TIES

PARTEX cable ties for marking provide a fast and effective method for marking and keeping cable bundles in place. Additionally, they can be used for component marking and

identification. The marking can be made using PARTEX marker pen MTP-F or any other colour marker. These cable ties are available in natural colour only.

DIMENSIONS IN MM (NOMINAL)

ARTICLE NUMBER	LENGTH	WIDTH	MAX. BUNDLE DIAMETER	TENSILE STRENGTH	MARKING SURFACE	NUMBER/PACK
PKB-100FM	100	2.5	20	8 KG	25 X 8	100 PCS
PKB-200WM	200	4.6	50	20 KG	28 X 13	100 PCS

F = HORIZONTAL IDENTIFICATION, W=VERTICAL IDENTIFICATION.

DIMENSIONS IN MM (NOMINAL)

ARTICLE NUMBER	LENGTH	WIDTH	MAX. BUNDLE DIAMETER	TENSILE STRENGTH	MAX. THICKNESS INST. SHEET	NOM. HOLE DIAMETER	NUMBER/PACK
PKB-150SM	155	3.3	32	14 KG	2.4	4.7	100 PCS
PKB-200SM	200	4.6	46	23 KG	3.2	6.4	100 PCS

S = PUSH MOUNT TIE.

DIMENSIONS IN MM (NOMINAL)

ARTICLE NUMBER	SCREW FIXING	LENGTH X WIDTH	MAX. BUNDLE DIAMETER	TENSILE STRENGTH	NUMBER/PACK
PKB-110M3	M3	110 X 2.5	18	8 KG	100 PCS
PKB-150M4	M4	150 X 3.6	32	13 KG	100 PCS
PKB-200M5	M5	200 X 4.8	50	20 KG	100 PCS
PKB-300M6	M6	305 X 7.6	76	55 KG	100 PCS

DIMENSIONS IN MM (NOMINAL)

ARTICLE NUMBER	NOM. MAX. LENGTH	CLASP FIXING LENGTH	LENGTH CLASP	WIDTH	TENSILE STRENGTH	NUMBER/PACK
PKB-320CT	320	270	24	7.6	55 KG	100 PCS
PKB-350CT	350	275	50	12.6	110 KG	100 PCS

CT=CABLE TRAY FIXING TIES.

SPECIFICATION SELF-ADHESIVE FASTENERS

The adhesive on our self-adhesive fasteners has been tested in the most varying environments and temperatures. We are therefore able to recommend the use of the same on most even, dry, soft and fat-free surfaces. The recommended temperature range is from -20°C up to $+60^{\circ}\text{C}$ (-4°F to $+140^{\circ}\text{F}$). It is advisable, though, to avoid installing the fasteners at low tempera-

tures. In order to secure a fully adequate function where significant shaking or vibrations can be expected, PKB 2 and PKB 2/4 can be delivered with holes for screw fixing as extra feature. Fasteners with 2- or 4-way entries, which facilitates faultless installation, are available. The fasteners are supplied in natural colour or black. 100 pieces per pack.

DIMENSIONS IN MM (NOMINAL)

ARTICLE NUMBER	LENGTH (L)	WIDTH (B)	ENTRIES	MAX. BUNDLE TAPE WIDTH	NUMBER/PACK
PKB-2	28	28	2-WAY	5.0	100 PCS
PKB-2/4	28	28	4-WAY	5.0	100 PCS

SPECIFICATION FASTENING CRADLE FOR SCREW FIXING

DESIGN

Installation fastener in the form of a cradle with holes for screw fixing. The wires are placed in the cradle, after which bundle tapes are applied around it.

COLOUR

Natural.

TEMPERATURE RANGE

From -40°C to $+85^{\circ}\text{C}$ (-40°F to $+185^{\circ}\text{F}$).

MATERIAL

Nylon 6.6.

RESISTANCE

Good resistance to chemicals.

DIMENSIONS IN MM (NOMINAL)

ARTICLE NUMBER	HEIGHT	LENGTH	WIDTH	MAX. BUNDLE TAPE WIDTH	DIAMETER HOLE	NUMBER/PACK
PKB-SM2	7	15	10	5	3	100 PCS
PKB-SM3	9	23	16	9	6	100 PCS

APPLICATION

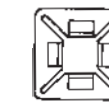


PKB WM

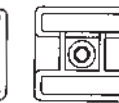


PKB FM

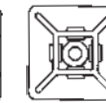
SELF-ADHESIVE FASTENERS



PKB 1/4

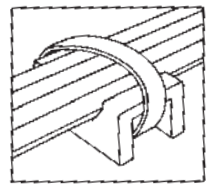


PKB 2



PKB 2/4


FASTENING CRADLE FOR SCREW FIXING



PKB SM2

COLOURED CABLE TIES ARE ALSO AVAILABLE ON REQUEST. TOLERANCES $\pm 5\%$ ON REFERENCE DATA.

ACCESSORIES



SP/SPZ

SPIRAL TUBING

- Flexible spiral tube for fitting cables, conductors, tubes, wire bundles etc.
- Excellent protection against mechanical wear.
- Suitable for installing afterwards around cabling.
- Permits flexible connection between cabinet and door mounted units.
- Also available in halogen free version.
- Reduces cable and line breakdowns and thus maintenance and downtime costs.
- Snap-into fastener for holding tube in holed mounting plates.

SPECIFICATION

STANDARD DESIGN

Tube-shaped flexible spiral tube (draw spring type).

MATERIAL

Homogenously coloured PVC in cadmium free quality in accordance with PARTEX formula.

COLOURS

Standard grey or green. Other colours, please contact PARTEX.

LENGTH

Standard length 1 m. Special lengths (max. 3 m) please contact PARTEX.

TEMPERATURE RANGE

From -20°C to $+60^{\circ}\text{C}$ (-22°F to $+140^{\circ}\text{F}$).

RESISTANCE

Self-extinguishing, good resistance to chemicals, gamma and UV radiation, UL94-V1.

For application in hostile environments, please contact PARTEX for information.

HALOGEN FREE DESIGN

Tube-shaped flexible spiral tube (draw spring type).

MATERIAL

ZEREX Noryl EN 130.

COLOUR

Standard cream-coloured.

LENGTH

Standard length 1 m. Special lengths (max. 3 m) please contact PARTEX.

TEMPERATURE RANGE

From -30°C to $+120^{\circ}\text{C}$ (-22°F to $+248^{\circ}\text{F}$).

RESISTANCE

Self-extinguishing in accordance with UL94-VO (1.65). Resistant to oil and most waterbased solvents, other cleaning agents, acids and bases. Not to recommend together with PVC cable.

For application in hostile environments, please contact PARTEX for information.

SIZES AND PACKAGINGS

ARTICLE NUMBER		INTERNAL DIAMETER		EXTERNAL Ø (D), MM	PACK UNIT	
		MM	INCH		METER	KG GROSS
SP-08100KN0	-	8	.315	10	100	5.5
SP-10100KN0	SPZ10100KN9	10	.394	13	60	4.1
SP-15100KN0	SPZ15100KN9	15	.590	18.4	40	4.6
SP-20100KN0	SPZ20100KN9	20	.787	24	40	6.5
SP-25100KN0	SPZ25100KN9	25	.984	29	30	5.6
SP-30100KN0	SPZ30100KN9	30	1.181	34.6	20	5.4
SP-40100KN0	SPZ40100KN9	40	1.575	45	10	4.1
SP-50100KN0	-	50	1.968	55	4	2.2

SPZ=HALOGEN FREE ZEREX. 9=CREAM-COLOUR.
0=8=GREY, 5=GREEN.
OTHER COLOURS, PLEASE CONTACT PARTEX.



SPECIFICATION SNAP-INTO FASTENER

DESIGN

Snap-into fastener of spiral tube in holed mounting plates.

MATERIAL

PA 6.6 polyamid.

COLOUR

Natural.

TEMPERATURE

From -30°C to $+75^{\circ}\text{C}$ (-22°F to $+167^{\circ}\text{F}$).

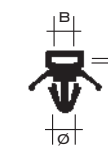
RESISTANCE

Good resistance to chemicals, gamma and UV radiation. Flame proof corresponding to 94V-2.

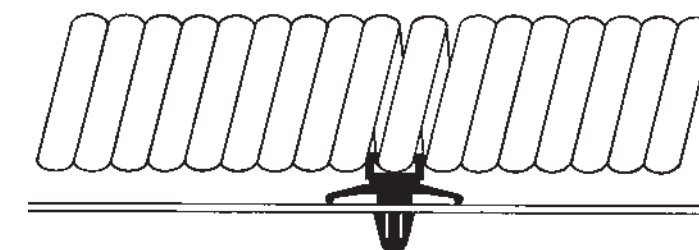
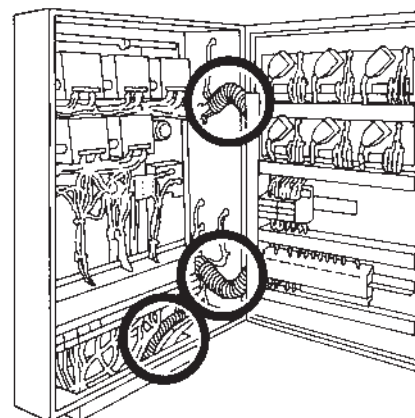
For application in hostile environments, please contact PARTEX for information.

SIZE AND PACKAGING

ARTICLE NUMBER	MAX THICKNESS MOUNTING PLATE (T)	MOUNTING HOLE Ø	SQUARE HOLE MEASUREMENT OF SNAP-INTO FASTENER B X H MM	NUMBER/PACK
SPH-1	3.2	6.2	8.1 X 2.3	50 PCS



APPLICATION





PFA

LABEL MATERIAL

- Self-adhesive label material for direct marking in cabinets and on components.
- Label modules pre-punched in standardized 17.5 mm units.
- Easy to separate polyester foil on paper base, specially pre-processed for printing.
- Halogen free.
- Very durable and environment resistant printout by matrix printer, laser printer or plotter.
- Fast, smart and easy marking on-site with PARTEX software WINSIGN.

SPECIFICATION

DESIGN

Perforated self-adhesive display material with adhesive on paper base. Folded sheets A4 width and tractor feed. 12" sheet length with tear initiation.

MATERIAL

Self-adhesive polyester foil, specially pre-processed for printing.

COLOURS

White or yellow. Other colours, please contact PARTEX.

PRINT/TEXT

Printed with aid of PARTEX software WINSIGN and by PARTEX recommended laser printer.

WINSIGN handles the Windows installed True Type fonts.

TEMPERATURE RESISTANCE

From -30°C to +120°C (-22°F to +248°F).

NB! Withstands laser printing.

DURABILITY

Withstands most solvents.

For application in hostile environments, please contact PARTEX for information.

DIMENSIONS IN MM (NOMINAL)

ARTICLE NUMBER	HEIGHT (H)	LENGTH(L)	NUMBER OF CHARACTERS/LINE			NUMBER OF TEXT LINES				
			NORMAL	LARGE	BOLD	NORMAL	LARGE	BOLD	MIKRO	
PFA20018KTO	9.5	17.5	11	5	5	11	2	1	2	4



SIZE AND PACKAGING

ARTICLE NUMBER	NUMBER OF LABELS (LINES X COLUMNS)	NUMBER OF 12" SHEETS/PACK	TOTAL NUMBER OF LABELS/PACK
PFA20018KTO	10 SHEETS X 32 X 11 PCS	10 PCS	3520 PCS

D4 = YELLOW, 9 = WHITE.

APPLICATION



PRODUCTION ON SITE

3 2 2



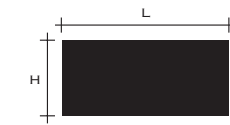
PF

LABEL MATERIAL

- Label material for cables, wires, cabinets and components.
- For PARTEX holder systems PT+, PTZ+, PM and PS.
- Easy to separate in rigid polyester foil, specially pre-processed for printing.
- Halogen free.
- Print-out by laser printer.
- Fast, convenient marking on site with PARTEX software WINSIGN for Windows.
- A low cost 2-component solution for marking before and after connection of wires and cables.

DIMENSIONS IN MM (NOMINAL)

ARTICLE NUMBER	BREADTH MM (H)	LENGTH MM (L)
PF- 10015KT49	4.6	15.0
PF- 10021KT49	4.6	21.0
PF- 20018KT49	9.5	17.5
PF- 07533KT9	7.6-7.8	33.0



SIZES AND PACKAGINGS

ARTICLE NUMBER	NUMBER OF LABELS PER SHEET	NUMBER OF SHEETS PER PACK	NUMBER OF LABELS PER PACK	COLOUR
PF- 10015KT49	66 X 12	10	7920	YELLOW / WHITE
PF- 10021KT49	66 X 9	10	5940	YELLOW / WHITE
PF- 20018KT49	32 X 11	10	3520	YELLOW / WHITE
PF- 07533KT9	25 X 4	10	1000	WHITE

SHEETS ARE COLOURED YELLOW ON ONE SIDE AND WHITE ON THE OTHER AND PRINTABLE ON BOTH SIDES. ONLY APPLICABLE FOR PF-10 OCH PF-20. SUITABLE HOLDERS, PLEASE SEE SEPARATE PRODUCT INFORMATION FOR PT+, PTZ+, PTZ+ SPECIAL DIMENSIONS, PM AND FOR PS.

SPECIFICATION

DESIGN

Perforated sheet material with or without tractor feed. Individual labels easily detachable or picked in any order to facilitate mounting and overview.

The PF marking labels are intended to be mounted in PT+, PTZ+, PM or PS holders to enable wire, cable and component marking.

MATERIAL

Polyester foil, specially pre-processed for printing.

COLOURS

Sheet with white on one side and yellow on the other side.

PRINT/TEXT

Printed with PARTEX software WINSIGN and by PARTEX recommended laser printer.

Windows full font is available with WINSIGN for your own choice of readability, number of characters and lines required.

TEMPERATURE RESISTANCE

From -30°C to +120°C (-22°F to +248°F).

NB! Withstands laser printing.


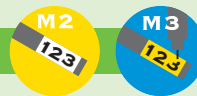
DURABILITY

Withstands most solvents.

For application in hostile environments, please contact PARTEX for information.

APPLICATION





TX

TERMINAL BLOCK MARKING

- Terminal block marking with rapid snap mounting of entire marker strips.
- Robust, stays firmly in place, withstands shaking and vibrations.
- Excellent legibility.
- Horizontal or vertical text, max. 2 lines.
- Suitable for several terminal blocks of different widths.
- Can be supplied with customized texts and lengths.
- Can be printed on site with PARTEX MK-1 miniplotter.

SPECIFICATION

DESIGN

Terminal block marking with strong hooks for safe snap mounting. (TX-96 matches Phoenix, Entelec, Wago and TX-61051 matches Weidmüller, Conta-Clip and others with similar design). The terminal block marking is also available as neutral/unmarked markers for marking on site, for instance in PARTEX miniplotter MK1.

MATERIAL

Cadmium free, stiff PVC material of PARTEX formula.

COLOUR

White or orange (PVC).

PRINT

Etching, black ink jet. Single row text, double row text with microprint allowing more characters.

TEXT

Alphanumerical and special characters.

RANGE OF TEMPERATURE

Shape permanence between -30°C and +60°C (-22°F to +140°F) (PVC).

RESISTANCE

The product is tested according to PARTEX Product Test Programme by the Swedish Test and Research Institute and has the following test properties:

- Flammability resistance according to UL94-VO.
- Resistant to UV radiation, corresponding to 1 year outdoors in the south of Sweden.
- Resistance to chemicals meets PARTEX Product Test Programme.
- Resistance to temperature and ageing meets norms of PARTEX Product Test Programme.

For application in hostile environments, please contact PARTEX for information.

DIMENSIONS IN MM (NOMINAL)

ARTICLE NUMBER	1 MARKER LENGTH (L1)	10 MARKERS LENGTH (L2)	WIDTH (W)	HEIGHT (H)
TX-96050P*0	5.0	50.0	9.6	4
TX-96052P*0	5.2	52.0	9.6	4
TX-96060P*0	6.0	60.0	9.6	4
TX-96062P*0	6.2	62.0	9.6	4
TX-96073P*0	7.3	73.0	9.6	4
TX-96080P*0	8.0	80.0	9.6	4
TX-96082P*0	8.2	82.0	9.6	4
TX-96100P*0	10.0	100.0	9.6	4
TX-96102P*0	10.2	102.0	9.6	4
TX-96120P*0	12.0	72.0	9.6	4
TX-96141P*0	14.1	84.6	9.6	4
TX-96151P*0	15.1	90.6	9.6	4
TX-61051P*0	5.1	51.0	6.1	2.8

MEASUREMENTS SPECIFIED IN THE TABLE CAN VARY WITHIN MANUFACTURING TOLERANCE LIMITS.
 0 = 3 = ORANGE, 9 = WHITE, P = STRIPS; * = B = READY PRINTED ETCHING INK JET PRINT; = N = UNPRINTED NEUTRAL MARKER..
 STANDARD 10 MARKERS/STRIP.
 N.B! WHEN ORDERING PLEASE NOTE TERMINAL BLOCK MANUFACTURER AND DESIGNATION AS WIDTHS MAY VARY.
 PLEASE ALSO NOTE IF HORIZONTAL OR VERTICAL TEXT.

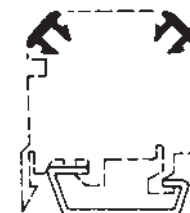
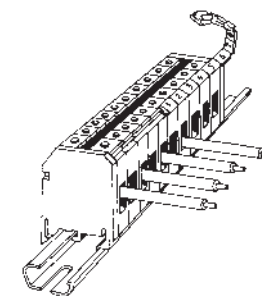


SIZES AND PACKAGINGS

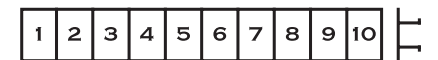
ARTICLE NUMBER MÄRKESTYP	INTENDED FOR BLOCK WIDTH (MM)	MAX. NUMBER OF MARKERS PER LINE		PRINT HEIGHT (MM)	MAX. NUMBER OF LINES	QTY STRIPS/BAG	QTY MARKERS/STRIPS
		HORISONTAL M2 & M3	VERTICAL M2 M3				
TX-96050P*0	5	2	3	2.6	2	10 PCS	10
TX-96052P*0	5.2	2	3	2.6	2	10 PCS	10
TX-96060P*0	6	3	3	2.6	2	10 PCS	10
TX-96062P*0	6.2	3	3	2.6	2	10 PCS	10
TX-96073P*0	7.3	3	3	2.6	2	10 PCS	10
TX-96080P*0	8	4	3	2.6	2	10 PCS	10
TX-96082P*0	8.2	4	3	2.6	2	10 PCS	10
TX-96100P*0	10	5	3	2.6	2	10 PCS	10
TX-96102P*0	10.2	5	3	2.6	2	10 PCS	10
TX-96120P*0	12	6	3	2.6	2	10 PCS	6
TX-96141P*0	14.1	7	3	2.6	2	10 PCS	6
TX-96151P*0	15.1	8	3	2.6	2	10 PCS	6
TX-61051P*0	5.1	3	-	2.6	2	10 PCS	10

P = STRIPS EACH 10 MARKERS, * = B = READY PRINTED BLACK ETCHING INK JET PRINT;
 = N = NEUTRAL UNPRINTED MARKERS.
 M2 = READY PRINTED CUSTOMIZED ETCHING INK JET PRINT FROM PARTEX. TEXT HEIGHT 2,6 MM
 M3 = ON SITE PRINTING WITH MK1 MINI PLOTTER
 STANDARD COLOURS: 0 = 9 = WHITE; = 3 = ORANGE; ZEREX ONLY WHITE = 9

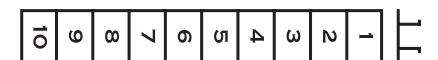
APPLICATION

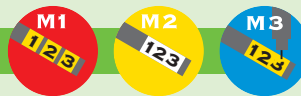


HORIZONTALLY



VERTICALLY





PS

COMPONENT MARKING

- Universal marking system for control panels and components.
- Rapid installation using pre-marked or write-on tiles fixed to unique rail system.
- Rail mounted in seconds using self-adhesive backing and/or rivets and screws.
- 4 widths of tile available to ensure correct spacing between components.
- Large, clear legends for instant identification even at distance.
- The fastest, nearest rail marking system on the market.

SPECIFICATION

DESIGN

A module system based on the standard 17,5 mm unit. Consists of a base profile with a strong self adhesive especially on powder painted steel plate surfaces.

The marker modules are quickly snapped on from the outside with very small time consumption.

Text print with excellent readability.

MATERIAL

Cadmium and silicon free rigid PVC in accordance with PARTEX formula.

COLOUR

White or transparent.

PRINT

Etching ink-jet print.

TEXT

Alphanumerical, large and small letters (o-9, A-Ö, a-ö) and special characters. Also in neutral blank modules. Character height 5,5 mm, character width 3,2 mm. For printing on site, see productinformation for MK-1.

TEMPERATURE RANGE

From -20°C to +60°C (-4°F to +140°F).

RESISTANCE

The product is tested according to PARTEX Product Test Programme by the Swedish Test and Research Institute and has the following test properties for white modules:

- Flammability resistance according to UL94-VO.
- Resistant to UV radiation, corresponding to 1 year outdoors in the south of Sweden.
- Resistance to chemicals meets PARTEX Product Test Programme.
- Resistance to temperature and ageing meets norms of PARTEX Product Test Programme.

The following test properties for transparent modules:

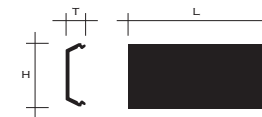
- Not resistant to UV radiation.

For application in hostile environments, please contact PARTEX for information.

DIMENSIONS IN MM INCLUDING SIZES AND PACKAGINGS

ARTICLE NUMBER	DESCRIPTION	MODULE WIDTH	THICKNESS (T)	HEIGHT (H)	LENGTH (L)	CHR HEIGHT	MAX NUMBER OF CHARAS	QTY/PACK
PS-20006AB90.#	DIGIT/CAPITAL/CHR	1/3	4,2	12,9	5,5	5,5	1	20/50
PS-20006AB90.GRD	EARTH SIGN	1/3	4,2	12,9	5,5	5,5	1	20
PS-20006AB90.SINUS	SINUS SIGN	1/2	4,2	12,9	8,75	5,5	1	20
PS-20006AN9	1/3MOD WHITE NEUTRAL	1/3	4,2	12,9	5,5	5,5	1	20
PS-20009AN9	1/2MOD WHITE NEUTRAL	1/2	4,2	12,9	8,75	5,5	2	20
PS-20018AN9	1MOD WHITE NEUTRAL	1	4,2	12,9	17,5	5,5	3	20
PS-20027AN9	1 1/2MOD WHITE NEUTRAL	1 1/2	4,2	12,9	26,25	5,5	5	20
PS-20035AN9	2MOD WHITE NEUTRAL	2	4,2	12,9	35	5,5	6	20
PS-20053AN9	3MOD WHITE NEUTRAL	3	4,2	12,9	52,5	5,5	9	20
PS-20035AB90.HBR	2MOD WHITE "MAIN SWITCH"	2	4,2	12,9	35	5,5	6	20
PS-20035AB90.JFB	2MOD WHITE "EARTH FAULT BR."	2	4,2	12,9	35	5,5	6	20
PS-20053AB90.HBR	3MOD WHITE "MAIN SWITCH"	2	4,2	12,9	35	5,5	9	20
PS-20053AB90.JFB	3MOD WHITE "EARTH FAULT BR."	2	4,2	12,9	35	5,5	9	20
PS-20018PG90.###-##	1MOD 12-SEQUENCES STD	1	4,2	12,9	17,5	5,5	3	50X12
PS-20009AB90.	1/2MOD WHITE CUSTOM	1/2	4,2	12,9	8,75	5,5	2	CUSTOM
PS-20012AB90.	2/3MOD WHITE CUSTOM	2/3	4,2	12,9	11,7	5,5	2	CUSTOM
PS-20018AB90.	1MOD WHITE CUSTOM	1	4,2	12,9	17,5	5,5	3	CUSTOM
PS-20027AB90.	1 1/2MOD WHITE CUSTOM	1 1/2	4,2	12,9	26,25	5,5	5	CUSTOM
PS-20035AB90.	2MOD WHITE CUSTOM	2	4,2	12,9	35	5,5	6	CUSTOM
PS-20053AB90.	3MOD WHITE CUSTOM	3	4,2	12,9	52,5	5,5	9	CUSTOM
PS-20000KN9	PS-20 ONE METER PROFILE NEUTRAL	3	4,2	12,9	1 M	-	-	METER

MEASUREMENTS ARE VALID MOUNTED ON THE BASE RAIL.
 ###-## = STRIPS OF 12-NUMBER SEQUENCES. 1-12, 13-24, 25-36, 37-48, 49-60, 61-72, 73-84, 85-96, 97-108
 EXECUTION: PG = STRIPS SEQUENCES, T = TRANSPARENT, A = CUT LOOSE, N = NEUTRAL, B = INK JET PRINT
 # = DESIRED CHARACTER, # >= SMALL LETTER.
 DIGITS 50 PCS / PACK, OTHER CHARACTERS 20 PCS / PACK.
 FOR CUSTOMIZED PRINTING AND PACKING CONTACT PARTEX FOR MINIMUM VOLUME DEMANDS!
 OBS: PS-20018PG.###-## ALSO IN EXECUTION PS-20018PB.##Z AND PS-20035PB.##Z WITH ONLY DIFFERENCE 3X12 PCS PER PACK!



SPECIFICATION PS20BP BASE PROFILE MOUNTING RAIL

DESIGN

Plastic installation rail with self-adhesive reverse side. Holes can be drilled.

MATERIAL

Cadmium free rigid PVC in accordance with PARTEX formula.

COLOUR

White or black.

TEMPERATURE RANGE

From -20°C to +60°C (-4°F to +140°F).

RESISTANCE

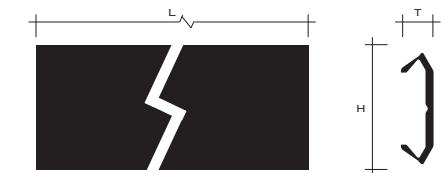
Self-extinguishing, good resistance to most chemicals.

REMARK

The self-adhesion also on powder painted steel plate surfaces under tape on the reverse of the section provides good adhesion under normal conditions. It is resistant to softening

agents and impervious to age. Adhesion improves over the first 72 hours after application.

NB! When relying on the self-adhesive tape only, it is important to clean the contact surface thoroughly, preferably with alcohol, and that the base profile (the tape) is kept cool and out of direct sunlight, and preferably not stored for more than 1 year, if full efficacy is to be achieved.



DIMENSIONS IN MM (NOMINAL) AND PACKAGINGS

ARTICLE NUMBER	LENGTH (L)	HEIGHT (H)	COLOUR	THICKNESS	PCS/PACK.
PS-20BPS	1000	11.6	BLACK	3.0	10 PCS
PS-20BPV	1000	11.6	WHITE	3.0	10 PCS

SPECIFICATION PLASTIC RIVET

DESIGN

Plastic rivet for fixing base profile rail. The base profile has a notch in the middle. If an absolute safe mounting of the base rail is desired, holes can be drilled in the notch and plastic rivets or screws can be used for final tightening to the surface.

MATERIAL

Polyamid PA 6.6.

COLOUR

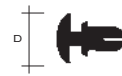
White. Black, please contact PARTEX.

TEMPERATURE RANGE

From -30°C to $+70^{\circ}\text{C}$ (-22°F to $+158^{\circ}\text{F}$).

RESISTANCE

Self-extinguishing, good resistance to oil, most solvents, chemicals and UV radiation.



DIMENSIONS IN MM (NOMINAL) AND PACKAGINGS

ARTICLE NUMBER	DIAMETER	MAX. THICKNESS INSTALLATION SURFACE	NUMBER/PACK
PS-R6	3.0	0.5 - 1.5	100 PCS
PS-R7	3.0	1.5 - 2.5	100 PCS

SPECIFICATION PS20 TRANSPARENT LABEL HOLDER



DESIGN

Transparent profile for use as label holder for PARTEX PF marking label or PFC marker tag in the X-Card system. Use together with WINSIGN printing software.

MATERIAL

Cadmium and silicon free rigid PVC according to special PARTEX formula.

COLOUR

Transparent.


TEMPERATURE RANGE

From -20°C to $+60^{\circ}\text{C}$ (-4°F to $+140^{\circ}\text{F}$).

RESISTANCE

Self-extinguishing, good resistance to chemicals, most solvents, gamma and UV radiation.

For application in hostile environments, please contact PARTEX for information.




DIMENSIONS IN MM INCLUDING SIZES AND PACKAGINGS

ARTICLE NUMBER	MODULE WIDTH	THICKNESS (T)	HEIGHT (H)	LENGTH (L)	NUMBER/PACK
PS-20009AT	1/2	4.2	12.9	8.75	20 PCS
PS-20018AT	1	4.2	12.9	17.5	20 PCS
PS-20027AT	1.5	4.2	12.9	26.25	20 PCS
PS-20035AT	2	4.2	12.9	35.0	20 PCS
PS-20053AT	3	4.2	12.9	53.5	20 PCS
PS-20000KT	-	4.2	12.9	1 METER	20 PCS

FOR PF AND PFC MARKING LABEL, SEE SEPARATE PRODUCT INFORMATION.

APPLICATION




PS MARKERS FOR FUSE BOXES.



NEUTRAL PS MODULES FOR MARKING BY A HAND WRITING PEN.



THE FLEXIBLE PS SYSTEM CAN BE COMBINED WITH SINGLE AND MULTI CHARACTER MARKERS ON THE SAME BASE RAIL.



THE PS SYSTEM CAN BE DELIVERED IN VARIOUS STANDARD NUMBER SEQUENCES WITH EASY SNAP ON ONTO THE BASE RAIL.



PN NORMEX MARKING STRIP

- Simple, self-adhesive marking strip for fuse boxes and components.
- Provided with standard numeric series and texts.
- Made of stiff plastic, easily directed and mounted in one simple operation..
- Can be printed on site with PARTEX MK1 miniplotter.
- Saves mounting time and costs compared to tape materials.
- When used for marking component the strip is easily cut at each point corresponding to one module width (17.5 mm).

SPECIFICATION

DESIGN

NORMEX marking strip with standard numeric series for marking of components in electric cabinets. The marking strip can also be supplied unmarked for printing in PARTEX miniplotter MK1. The marking strip is provided with an especially strong self adhesive tape even suited for powder painted steel plates in control cabinets.

The PN strip can easily be cut to any length. Ready printed strips from PARTEX have a dot where to cut based on the 17,5mm standard module unit.

OBS! Inorder to get the best adhesion it's important to clean the panel surface with spirit, and to store the strips at a moderate temperature and not in direct sun shine. The stocking time should not exceed 1 year to get the optimum adhesion!

MATERIAL

Hard PVC, cadmium and silicon free.
Tape adhesive on one side.

COLOUR

White.

PRINT

Black etching ink jet.

RANGE OF TEMPERATURE

From -20°C to +60°C (-4°F to +140°F).

STOCKING TEMPERATURE

+20°C (+68°F). Max 1 year stocking due to tape ageing.

RESISTANCE

The product has been tested according to PARTEX Product Test Programme by the Swedish Test and Research Institute and has the following test properties:

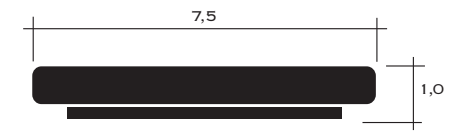
- Flammability resistance according to UL94-VO.
- For use indoors/in closed spaces outdoors.
- Text resistant to UV radiation, corresponding to 1 year outdoor use in the south of Sweden.
- Text resistant to wear.
- Resistant to temperature and ageing.
- Resistant to chemicals according to PARTEX Test Programme.

For print on PARTEX unmarked strip with PARTEX MK1 miniplotter, see product information MK1.

For application in hostile enviroments, please contact PARTEX for information.

DIMENSIONS



TYPE	LENGTH MM	WIDTH MM	THICKNESS MM
STANDARD	13 X 17.7 = 230.1	7.5	1.0 (INCL. ADHESIVE)
MAIN SWITCH	12 X 17.7 = 212.4	7.5	1.0 (INCL. ADHESIVE)
EARTH FAULT BREAKER	12 X 17.7 = 212.4	7.5	1.0 (INCL. ADHESIVE)
NEUTRAL	10 X 17.7 = 177	7.5	1.0 (INCL. ADHESIVE)



TEXT

TYPE	NUMBER	CHARACTER HEIGHT MM
STANDARD	1-13, 14-26, 27-39, 40-52, 53-65	3
MAIN SWITCH	MAIN SWITCH	3
EARTH FAULT BREAKER	EARTH FAULT BREAKER	3
NEUTRAL	-	-

STANDARD M2



SIZES AND PACKAGINGS

ARTICLE NUMBER	DESCRIPTION	TEXT	STRIPS PER PACK
PN-10018PB90.1Z	NORMEX WHITE STRIP	1-13	100
PN-10018PB90.14Z	NORMEX WHITE STRIP	14-26	100
PN-10018PB90.27Z	NORMEX WHITE STRIP	27-39	100
PN-10018PB90.40Z	NORMEX WHITE STRIP	40-52	100
PN-10018PB90.53Z	NORMEX WHITE STRIP	53-65	100
PN-10053PB90.HBR	NORMEX WHITE STRIP	MAIN SWITCH	100
PN-10071PB90.JFB	NORMEX WHITE STRIP	EARTH FAULT BREAKER	100
PN-10018PN9	NORMEX WHITE STRIP	NEUTRAL	100
PN-10230PB9	WHITE STRIP 230MM	CUSTOMIZED PRINTED	100



PRODUCTION ON SITE

M3
123

MK1

MINI PLOTTER MARKING SYSTEM

- Provides complete customized marking for cables, wires, terminal blocks and components.
- Easy to use keyboard, display unit and preprogrammed product modules.
- Designed for on site marking of small and medium marking volumes.
- Saves time and money when small additional markings are carried out, combined with fast main deliveries from PARTEX.

SPECIFICATION

The marking system MK1 contains a plotter and inlays intended for PARTEX neutral wire, cable, component and terminal block markings. The marking information is transferred to the plotter through a RS232 input from the WINSIGN software. This makes the printing work very easy. Or it is also possible to use MK1 without PC, but from the keyboard. The plotter MK1 prints with resistant etching ink. The marker inlays are quickly loaded either with individual cut markers or strips of markers.

Flexible on site operation with battery pack.

POWER

220 V, 50 Hz mains-connected. Battery operated.

KEYBOARD

European Industrial Standard.

CONTROL FUNCTION

MK1 is controlled from a program cassette alternatively from a RS232 interface to a PC computer. PC control is performed with PARTEX software WINSIGN.

TEXT, HEIGHT AND WIDTH

Three text heights small, medium and large and three text widths narrow, standard and wide. The height of text is automatically adapted to match type of profile and number of lines chosen. The number of characters possible to a line are shown in the display. The program makes it possible to decrease or increase the size of the text.

PLOTTER PENS

Refill pens (etching ink), for marking on PARTEX products. Fibre-tip pen, for testing. On ZEREX sleeve please use only drawing tip 0.25 mm with Partex ZEREX ink.

RESISTANCE

The products intended for MK1 is tested according to PARTEX Product Test Programme by the Swedish Test and Research Institute.

MK1-WIRE MARKING: PA+, PAZ+

Refer also to separate product information.



CUT MARKERS IN BAGS

ARTICLE NUMBER NEUTRAL MARKING SLEEVES	SLEEVE LENGTH IN MM	CAPACITY NUMBERS/FIXTURE	PCS/ PACKING	ARTICLE NUMBER FIXTURE
PA+02015AN/21AN/27ANQ	15/21/27	18	200	MK1-PA+02
PA+10015AN/21AN/27ANQ	15/21/27	18	200	MK1-PA+10
PA+20015AN/21AN/27AN/36AN/42ANQ	15/21/27/36/42	11	100	MK1-PA+20
PA30015AN/21AN/27ANQ	15/21/27	9	20	MK1-PA30
PAZ+02015AN/21AN/27ANQ	15/21/27	18	200	MK1-PA+02
PAZ+10015AN/21AN/27ANQ	15/21/27	18	200	MK1-PA+10
PAZ+20015AN/21AN/27AN/36AN/42ANQ	15/21/27/36/42	11	100	MK1-PA+20
PAZ30015AN/21AN/27ANQ*	15/21/27	9	20	MK1-PA30

*NOT WITH FLAT ROOF.
Q = SLEEVE COLOUR ACCORDING TO THE INTERNATIONAL COLOUR CODE.
A = CUT MARKERS.
N = NEUTRAL.

MARKERS IN STRIPS

ARTICLE NUMBER NEUTRAL MARKING SLEEVES	TYPE OF MARKING	STRIP QTY X LENGTH MM	CAPACITY QUANTITY/FIXTURE	PCS/ PACKING	ARTICLE NUMBER FIXTURE
PA+/PAZ+02015PNQ	PA+02/PAZ+02/15 STRIPS	12 X 15 = 180	4 X 12 = 48	K/84 X 12 = 1008	MK1-PA+02ST*
PA+/PAZ+02021PNQ	PA+02/PAZ+02/21 STRIPS	9 X 21 = 189	4 X 9 = 36	K/112 X 9 = 1008	MK1-PA+02ST*
PA+/PAZ+02027PNQ	PA+02/PAZ+02/27 STRIPS	7 X 27 = 189	4 X 7 = 28	K/143 X 7 = 1001	MK1-PA+02ST*
PA+/PAZ+02036PNQ	PA+02/PAZ+02/36 STRIPS	5 X 36 = 180	4 X 5 = 20	K/150 X 5 = 750	MK1-PA+02ST*
PA+/PAZ+02042PNQ	PA+02/PAZ+02/42 STRIPS	4 X 42 = 168	4 X 4 = 16	K/150 X 4 = 600	MK1-PA+02ST*
PA+/PAZ+10015PNQ	PA+10/PAZ+10/15 STRIPS	12 X 15 = 180	4 X 12 = 48	K/84 X 12 = 1008	MK1-PA+1ST*
PA+/PAZ+10021PNQ	PA+10/PAZ+10/21 STRIPS	9 X 21 = 189	4 X 9 = 36	K/112 X 9 = 1008	MK1-PA+1ST*
PA+/PAZ+10027PNQ	PA+10/PAZ+10/27 STRIPS	7 X 27 = 189	4 X 7 = 28	K/130 X 7 = 910	MK1-PA+1ST*
PA+/PAZ+10036PNQ	PA+10/PAZ+10/36 STRIPS	5 X 36 = 180	4 X 5 = 20	K/130 X 5 = 650	MK1-PA+1ST*
PA+/PAZ+10042PNQ	PA+10/PAZ+10/42 STRIPS	4 X 42 = 168	4 X 4 = 16	K/130 X 4 = 520	MK1-PA+1ST*

NB! WE RECOMMEND DRAWING TIP 0.25 MM OR FIBRE TIP PEN ON ZEREX.
K = CARTON, P = STRIPS, N = NEUTRAL, A = CUT MARKERS IN BAGS.
PA INTERNATIONAL COLOUR CODE. PAZ HALOGEN FREE IN YELLOW AND WHITE. OTHER COLOURS, PLEASE CONTACT PARTEX.
MATERIAL: PA+ = SOFT PVC, PAZ+ = SOFT ZEREX.

MK1 – PO STRIPS

M3
123



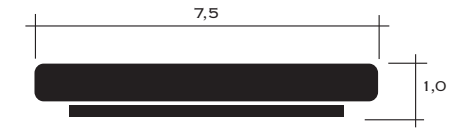
DIMENSIONS, SIZES AND PACKAGINGS – STRIPS OF TUBINGS

ARTICLE NUMBERS PVC (PO-), ZEREX (POZ)	DIAMETER-MM MIN/MAX	AREA MM ²	DIAMETER INCH MIN/MAX	AWG	UNIT/QUANTITY MARKERS/STRIP	NUMBER OF STRIPS/PACK
PO-/POZ01015/018/021/024/027/030/PND	1.3 / 1.8	0.25	0.051 / 0.071	23-20	K/100X12/9/7/6	100
PO-/POZ02015/018/021/024/027/030/PND	1.7 / 2.2	0.5	0.067 / 0.087	20-18	K/100X12/9/7/6	100
PO-/POZ03015/018/021/024/027/030/PND	2.0 / 2.5	0.75	0.079 / 0.098	18-17	K/50X12/9/7/6	50
PO-/POZ04015/018/021/024/027/030/PND	2.2 / 2.8	1.0	0.087 / 0.110	17-15	K/50X12/9/7/6	50
PO-/POZ05015/018/021/024/027/030/PND	2.7 / 3.5	1.5	0.106 / 0.138	15-13	K/50X12/9/7/6	50
PO-/POZ06015/018/021/024/027/030/PND	3.2 / 4.0	2.5	0.126 / 0.157	13-11	K/50X12/9/7/6	50
PO-/POZ07015/018/021/024/027/030/PND	3.8 / 4.7	4.0	0.150 / 0.185	11-9	K/50X12/9/7/6	50
PO-/POZ08015/018/021/024/027/030/PND	4.6 / 5.5	6.0	0.181 / 0.217	9-7	K/50X12/9/7/6	50
PO-/POZ08015/018/021/024/027/030/PND	5.6 / 7.0	10.0	0.220 / 0.276	7-5	K/50X12/9/7/6	50
PO-/POZ10015/020/025/030/045PND	6.5 / 8.0	16.0	0.256 / 0.315	5-3	K/25X12/9/7/6	25
PO-/POZ12015/020/025/030/045PND	7.0 / 9.5	18.0	0.276 / 0.374	4-3	K/25X12/9/7/6	25
PO-/POZ12015/020/025/030/045PND	7.5 / 10.0	20.0	0.295 / 0.394	4-2	K/25X12/9/7/6	25
PO-/POZ14015/020/025/030/045PND	9.5 / 12.0	25.0	0.374 / 0.472	1/0	K/25X12/9/7/6	25
PO-/POZ16015/020/025/030/045PND	11.5 / 14.0	35.0	0.453 / 0.551	1/0-2/0	K/25X12/9/7/6	25
PO-/POZ18015/020/025/030/045PND	13.5 / 16.0	50.0	0.531 / 0.630	2/0-3/0	K/10X12/9/7/6	10
PO-/POZ20015/020/025/030/045PND	15.5 / 18.0	70.0	0.610 / 0.709	3/0-4/0	K/10X12/9/7/6	10
PO-/POZ22015/020/025/030/045PND	17.5 / 20.0	95.0	0.689 / 0.787	4/0	K/10X12/9/7/6	10
PO-/POZ24015/020/025/030/045PND	19.5 / 22.0	120.0	0.768 / 0.866	4/0-5/0	K/10X12/9/7/6	10
PO-/POZ26015/020/025/030/045PND	21.5 / 24.0	150.0	0.846 / 0.945	5/0-6/0	K/10X12/9/7/6	10
PO-/POZ28015/020/025/030/045PND	24.0 / 28.0	185.0	0.947 / 1.104	6/0-7/0	K/10X12/9/7/6	10

EACH SIZE CONTAINS 4 STRIP ARTICLE NUMBERS WITH LENGTHS 15, 20, 25 AND 30MM. EACH STRIP RESPECTIVELY THEN CONTAINS 12, 9, 7 AND 6 INDIVIDUAL SEMI CUT MARKER SLEEVES!
 0=4=YELLOW COLOUR, 9=WHITE COLOUR.
 IF PO- IS CHANGED TO POZ IN ARTICLE NUMBER, MATERIAL WILL BE OF HALOGEN FREE ZEREX TYPE!
 NB! VALUES FOR AREA IN MM² AND AWG ARE APPROXIMATE AND FOR GUIDANCE ONLY!

MK1 – PN NORMEX MARKING STRIP

Refer also to separate product information.

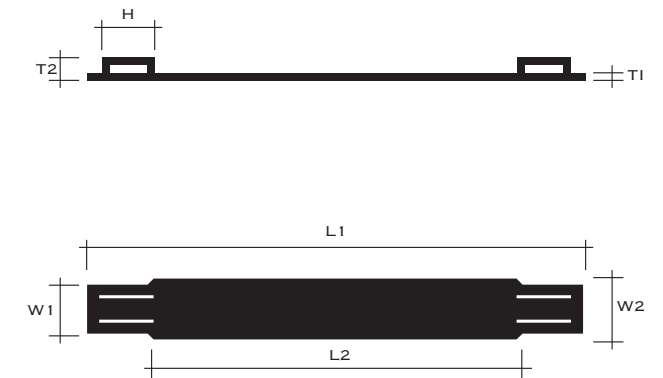


ARTICLE NUMBER	DESCRIPTION	TEXT	THICKNESS MM	PROFILE LENGTH MM	CAPACITY NUMBER/FIXTURE	PCS/PACKING	HEIGHT
PN-10018PN*	NORMEX WHITE STRIP	NEUTRAL	1.0 (INCL. ADHESIVE)	10 X 17.7	3 X 10	100	7.5

1 STRIP=10 MARKERS OF 17.5 MM. * = 9= WHITE COLOUR. OTHER COLOURS CAN BE QUOTED BASED ON VOLUMES!
 MATERIAL: HARD PVC.

MK1-CABLE MARKING ON HOLDER: POH

Refer also to separate product information.




TYPE OF MARKING ARTICLE NUMBER	WIDTH (W1)	WIDTH (W2)	THICKNESS (T1)	THICKNESS (T2)	RAISED BRIDGE (H)	LENGTH (L1) CA.	WRITEABLE LENGTH (L2)	PCS/PACKING	ARTIKEL NO. FIXTURE	CAPACITY NO./FIXTURE
POH07060AA*	8.2	9.5	1.0	3.2	6.0	60.0	27.0	100	MK1-POH	3 X 2
POH12082AA*	8.2	9.5	1.0	3.2	6.0	82.0	50.0	100	MK1-POH	3 X 2
POH18110AA*	8.2	9.5	1.0	3.2	6.0	110.0	75.0	100	MK1-POH	3 X 2

*4=YELLOW, 9=WHITE. OTHER COLOURS, PLEASE CONTACT PARTEX. MATERIAL: HARD PVC.

MK1-COMPONENT MARKING: PS

Refer also to separate product information.

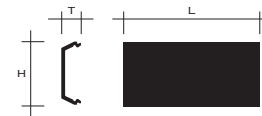


ARTICLE NUMBER	LENGTH OF MARKING IN MM	CAPACITY QUANTITY/FIXTURE	PCS/PACKING	ARTICLE NUMBER FIXTURE
PS-20018AN	17.5 (1-MODULE)	2 X 10	20	MK1-PS
PS-20035AN	35.0 (2-MODULES)	2 X 5	20	MK1-PS
PS-20052AN	52.5 (3-MODULES)	2 X 3	20	MK1-PS

PS-20 STANDARD COLOUR WHITE. MATERIAL: HARD PVC.


DIMENSIONS IN MM

ARTICLE NUMBER	THICKNESS (T)	HEIGHT (H)	LENGTH (L)
PS-20018AN9	4.2	12.9	17.5
PS-20035AN9	4.2	12.9	35.0
PS-20053KN9	4.2	12.9	52.5



MK1-WIRE MARKING: PC

Refer also to separate product information.



CUT MARKERS IN BAGS

TYPE OF MARKING	SLEEVE LENGTH IN MM	CAPACITY NUMBERS/FIXTURE	PCS/PACKING	ARTICLE NUMBER FIXTURE
PC10015AN0/21AN0/27AN0/36AN0	15/21/27/36	18	100	MK1-PC10
PC20015AN0/21AN0/27AN0/36AN0	15/21/27/36	18	100	MK1-PC20
PC30015AN0/21AN0/27AN0/36AN0	15/21/27/36	18	100	MK1-PC30
PC40015AN0/21AN0/27AN0/36AN0	15/21/27/36	18	100	MK1-PC40

MK1 - CABLE MARKING: PK, PKZ

Refer also to separate product information.




TYPE OF MARKING	SLEEVE LENGTH IN MM	CAPACITY NUMBERS/FIXTURE	PCS/PACKING	ARTICLE NUMBER FIXTURE
PK-20015AN/21AN/27AN0	15/21/27	10	20	MK1-PK2
PKZ20015AN/21AN/27AN0	15/21/27	10	20	MK1-PKZ2
PK-20Q25AN/40AN0	25/40	10	20	MK1-PK2
PKZ20Q25AN/40AN0	25/40	10	20	MK1-PKZ2
PK-20021PN0	21	3X9=27	9 X 50	MK1-PK2ST
PK-20057PN0*	57	3X3=9	3 X 50	MK1-PK2ST
PK-20084PN0**	84	3X2=6	2 X 50	MK1-PK2ST

0=PROFILE COLOUR. 4=YELLOW, 9=WHITE.
OTHER COLOURS, PLEASE CONTACT PARTEX.
*STRIPS=3 PCS SEMI CUT SLEEVES. **STRIPS=2 PCS SEMI CUT. MATERIAL: PK=SOFT PVC, PKZ=SOFT ZEREX.

MK1-TERMINAL BLOCK MARKING: TX

Refer also to separate product information.



DIMENSIONS IN MM (NOMINAL)

TYPE OF MARKING ARTICLE NUMBER	INTENDED FOR TERMINAL BLOCK(MM)	MARKERS/STRIPS	STRIPS/INLAY	WIDTH 10 MARKERS	ARTICLE NUMBER FIXTURE
TX-96050PND	5.0	6	1X 10*	50.0	MK1-TX
TX-96052PND	5.2	6	1X 10*	52.0	MK1-TX
TX-96060PND	6.0	6	1X 10*	60.0	MK1-TX
TX-96062PND	6.2	6	1X 10*	62.0	MK1-TX
TX-96073PND	7.3	6	1X 10*	73.0	MK1-TX
TX-96080PND	8.0	6	1X 10*	80.0	MK1-TX
TX-96082PND	8.2	6	1X 10*	82.0	MK1-TX
TX-96100PND	10.0	6	1X 10*	100.0	MK1-TX
TX-96102PND	10.2	6	1X 10*	102.0	MK1-TX
TX-96120PND	12.0	6	1X 10*	72.0 (6 MARKERS)	MK1-TX
TX-96141PND	14.1	3	1X 10*	84.6 (6 MARKERS)	MK1-TX
TX-96151PND	15.1	3	1X 10*	90.6 (6 MARKERS)	MK1-TX
TX-61051PND	5.1	15	1X 10*	51.0	MK1-TX61

MATERIAL: TX = HARD PVC.
P = STRIPS, N = UNPRINTED.
O = 3 = ORANGE, 4 = YELLOW, 9 = WHITE.

XCARD MARKINGSYSTEM: PFC

Refer also to separate product information.



X-CARD ART.NO.	DESCRIPTION	CARDS/INLAY	INLAY ART.NO.
PFC042112KAQ	MARKER TAG 4.2 X 12 MM	3	MK1-PFC
PFC04215KAQ	MARKER TAG 4.2 X 15 MM	3	MK1-PFC
PFC04218KAQ	MARKER TAG 4.2 X 18 MM	3	MK1-PFC
PFC04221KAQ	MARKER TAG 4.2 X 21 MM	3	MK1-PFC
PFC07533KAQ	MARKER TAG 7.5 X 33MM	3	MK1-PFC
PFC09518KAQ	MARKER TAG 9.5 X 17.5 MM	3	MK1-PFC

O = 4 = YELLOW, 9 = WHITE.

ACCESSORIES



BATTERY BACK-UP

Operates on battery for up to 2 hours, on one charge.
Recharging time 2 hours.

WEIGHT AND DIMENSIONS

Printer: 2.2 kg (378 x 190 x 65 mm).

Cable: 3.5 m.

Total weight: (bag & kit): 6 kg (540 x 440 x 120 mm).



ARTICLE NUMBER MK-1	DESCRIPTION	SIZE/PRODUCT
MK1-UNI	PLOTTER UNIVERSAL	-
MK1-PEN-FIBER	FIBRE TIP PEN FOR TESTING	0.30 MM
MK1-PEN-018	PLOTTER PEN	0.18 MM
MK1-PEN-025	PLOTTER PEN	0.25 MM
MK1-PEN-035	PLOTTER PEN	0.35 MM
MK1-PEN-050	PLOTTER PEN	0.50 MM
MK1-PEN-070	PLOTTER PEN	0.70 MM
MK1-PEN-100	PLOTTER PEN	1.00 MM
MK1-INK	ETCHING INK	30 ML
MK1-INK-ZEREX	ETCHING INK FOR ZEREX	30 ML
MK1-REFILL	INK REFILL CARTRIDGE	5X1 ML
MK1-CLEAN	CLEANING SOLVENT	50 ML
MK1-CK	CLEANING KIT (MK1-CF + MK1-CU)	-
MK1-CF	CLEANING CARTRIDGE	2X10 ML
MK1-CU	CLEANING CUP	-
MK1-CP	CALIBRATION PLATE 0-POINT	-
MK1-PB	CLEANING PUMP	-
MK1-PA+02	PRODUCT INLAY	PA+02/PAZ+02
MK1-PA+02ST	PRODUCT INLAY	PA+02 STRIPS
MK1-PAZ+02ST	PRODUCT INLAY	PAZ+02 STRIPS
MK1-PA+10	PRODUCT INLAY	PA+1/PAZ+1
MK1-PA+1ST	PRODUCT INLAY	PA+1 STRIPS
MK1-PAZ+1ST	PRODUCT INLAY	PAZ+1 STRIPS
MK1-PA20L	PRODUCT INLAY	PA+2/PAZ+2
MK1-PA30	PRODUCT INLAY	PA3/PAZ3
MK1-PK2	PRODUCT INLAY	PK2
MK1-PK2ST	PRODUCT INLAY	PK2 STRIPS
MK1-PKZ2	PRODUCT INLAY	PKZ
MK1-PC10	PRODUCT INLAY	PC10
MK1-PC20	PRODUCT INLAY	PC20
MK1-PC30	PRODUCT INLAY	PC30
MK1-PC40	PRODUCT INLAY	PC40
MK1-PEM	PRODUCT INLAY	PEM
MK1-PFC	PRODUCT INLAY	PFC
MK1-PN	PRODUCT INLAY	PN
MK1-POH	PRODUCT INLAY	POH
MK1-PS	PRODUCT INLAY	PS
MK1-TX	PRODUCT INLAY	TX-96XXX
MK1-TX61	PRODUCT INLAY	TX-61051
MK1-PO01-04ST	PRODUCT INLAY	PO01/02/03/04 STRIPS
MK1-PO05-07ST	PRODUCT INLAY	PO05/06/07 STRIPS
MK1-PO08-10ST	PRODUCT INLAY	PO08/09/10 STRIPS
MK1-PO12ST	PRODUCT INLAY	PO12 STRIPS
MK1-PO14ST	PRODUCT INLAY	PO14 STRIPS
MK1-PO16ST	PRODUCT INLAY	PO16 STRIPS
MK1-PO18ST	PRODUCT INLAY	PO18 STRIPS
MK1-PO20ST	PRODUCT INLAY	PO20 STRIPS
MK1-PO22-24ST	PRODUCT INLAY	PO22/24 STRIPS
MK1-PO26-28ST	PRODUCT INLAY	PO26/28 STRIPS
MK1-PGM-3.2	PROGRAM CASSETTE	-
MK1-PGM-PFC	PROGRAM CASSETTE	PFC
MK1-PGM-PO.V1	PROGRAM CASSETTE	PO
MK1-PGM-FU	DATA FILE UPGRADE	-
MK1-ACCU	ACCUMULATOR UNIT	PP600
MK1-PP610	ACCUMULATOR (MK1-UNI)	PP610
MK1-CABLE	DATA CABLE	RS232
MK1-PWR-UNI	POWER UNIT FOR MK1-UNI	120 VAC/240 VAC
MK1-PWRPLUG-AUS	A/U/S ADAPTER FOR MK1-PWR-UNI	AUS
MK1-PWRPLUG-UK	UK ADAPTER FOR MK1-PWR-UNI	UK
MK1-PWRPLUG-US	US ADAPTER FOR MK1-PWR-UNI	US
MK1-POWER	POWER UNIT	220 VAC/50 HZ
MK1-POWER-UK	POWER UNIT UK	240 VAC
MK1-POWER-US	POWER UNIT USA/CAN	120 VAC/240 V

THE MK1 BASIC KIT INCLUDES: PLOTTER MK1, CASE, MK1-CLEAN, MK1-REFILL, MK1-PEN-035, POWER UNIT AND MANUAL ON CD.
PLEASE INDICATE EUROPE, UK OR USA/CAN MARKET.

PRODUCTION ON SITE



MK3

XCARD MARKING SYSTEM

- Complete marking system for cables, wires and components
- Marker tags PFC in credit card format with different holder systems.
- Marking on site with PC controlled card printer MK3 with thermal transfer print.
- A user friendly compact system with a high production capacity.
- MK3 considerably reduces the total marking costs.

SPECIFICATION

DESCRIPTION MK3

The MK3 printer is loaded with a number of cards in a feeder magazine, which feeds the cards one by one through the printer, where all the individually tags are printed row by row under the thermal transfer head. The cards are automatically fed to an output magazine.

Different file formats can be imported to WINSIGN. See separate product information.

SYSTEM LAYOUT

The MK3 printer with software WINSIGN and marker tag cards type PFC for cable, wire and component marking.

Some PFC cards are used together with Partex holder system PT+, PTZ+, PM10, PM20, PM24 and PS20T.

Please look at separate information on these products!

XCARD PRINTER MK3

Printing technology: Thermal transfer with recommended printing ribbon.

Resolution: 300 dpi – 11.8 dots/mm.

Card speed: 5 cards per minute.

Computer connection to parallel entry.

Working temperature range: –5°C to +35°C (+23°F to +95°F).

Storing temperature: –7°C to +60°C (+19.4°F to +140°F).

Measurements: 220 x 198 x 315 mm.

Weight: 8.2 kg.

Power connection: 120 VAC – 240 VAC, 50 – 60 Hz.


Software: WINSIGN.

MK3 DELIVERY & ORDERING INFORMATION

MK3 ARTICLE NUMBER	DESCRIPTION	QTY PER PACK	INCL. IN BASIC DELIV.	REMARK
MK3-TC	MK3 THERMAL PRINTER	1	X	INCLUDING CARD CARTRIDGE
MK3-CABLE	MK3 INTERFACE PRINTER CABLE	1	X	FOR COMPUTER CONNECTION
MK3-CLEANKIT	CLEANING KIT FOR MK3	1	X	CONTENT: 1 SWAB, 5 CARDS AND 3 ROLLERS
MK3-CC	CLEANING CARDS FOR MK3	10	X	
MK3-CR	CLEANING ROLLER FOR MK3	1	X	
MK3-CS	CLEANING SWAB FOR PRINTER HEAD	10	–	
MK3-F301E	PRINTER RIBBON F301 BLACK	1	X	FOR OPTIMUM PRINT QUALITY ON TYPE PFC CARDS
WSG-NG-INCL	WINSIGN NG SOFTWARE	1	X	SOFTWARE NEEDED TO RUN THE X-CARD SYSTEM

THE MK3 BASIC KIT INCLUDES:
MK3 PRINTER, MK3-F301E, WSG-NG-INCL, MK3-CC, MANUALS, MK3-CABLE, POWER CABLE (PLEASE INDICATE EUROPE, UK OR USA/CAN MARKET), MK3-CR WITH HOLDER.

PFC, XCARD MARKING SYSTEM



- Quick mounting with easy break off marker tags
- Can be mounted before or after connection of wire or cable
- Easy printable with high volume production in MK3
- The PFC cards are made of halogen free ABS material

SPECIFICATION

The PFC cards are injection moulded and have the credit card size 54 x 86 mm. Different marker tag sizes depending on marking application easily detachable from card to be used with PARTEX different transparent holder systems type PT+, PTZ+, PM and PS.

Also included are variants with adhesive labels, marker tags for direct mounting with cable ties.

MATERIAL

ABS or halogen free flame retardant PA11 polyamid.

For labels facestock is a 51 micron gloss radiant polyester with an Acrylic 20 micron adhesive. The liner is a densified kraft 81 micron.

COLOURS

White or yellow are standard.

PACKAGING

Delivered in cartons 25 cards per packaging. Can also be delivered ready printed from PARTEX as a fully customized M2 solution with fast deliveries.

PRINTING EQUIPMENT

Printable in PARTEX printer type MK3 or MK1 with the new WINSIGN software. Resin ribbons are recommended for optimum durability and print quality.

TEMPERATURE RANGE

For ABS and PA11 shape permanence from 30°C to +60° (–22°F to +140°F).

Storing temperature +20°C (+68°F).

For adhesive labels properties are defined at room temperature +22°C (72°F).

Temperature resistance in +149°C (300°F) for 24 hours and in –40°C (–40°F) for 3 days.

Humidity resistance 24 hours at 38°C (–40°C) and 100% relative humidity.

RESISTANCE

The products are tested according to PARTEX Product Test Program SP2671 by the Swedish Test and Research Institute. Following applies to PFC:

- Resistance to UV radiation (corresponding to 1 year outdoors in south of Sweden).
- Chemical resistance fulfills SP2671.
- For the adhesive label variants material is UL recognized and CSA accepted.


For applications in hostile environments, please contact PARTEX for more information.

SIZES AND PACKAGINGS

X-CARD ARTICLE NUMBER	MARKING APPLICATION DESCRIPTION	MARKER TAG / LABEL LENGTH X HEIGHT MM (INCH)	QTY PER CARD	QTY PER BOX	X-CARD MATERIAL	SUITABLE PARTEX HOLDER SYSTEM
PFC04212KA0	MARKER TAG- WIRE	12 X 4.2	21	525	ABS	PT+, PTZ+, PM10
PFC04215KA0	MARKER TAG- WIRE	15 X 4.2	21	525	ABS	PT+, PTZ+, PM10
PFC04218KA0	MARKER TAG- WIRE	18 X 4.2	21	525	ABS	PT+, PTZ+, PM10
PFC04221KA0	MARKER TAG- WIRE	21 X 4.2	21	525	ABS	PT+, PTZ+, PM10
PFC07533KA0	MARKER TAG- CABLE	33 X 7.5	9	225	ABS	PTZ+15/25/35
PFC09518KA0	MARKER TAG- COMPONENT / CABLE	18 X 9.5	20	500	ABS	PM24, PS20T
PFC09540KA0	MARKER TAG- CABLE MARKING	40 X 9.5	8	200	POLYAMID / PA11	CABLE TIE MOUNTING
PFC09580KA0	MARKER TSG- CABLE MARKING	80 X 9.5	4	100	POLYAMID / PA11	CABLE TIE MOUNTING
PFC07014KA0	LABEL- COMPONENT / TERMINAL	14 X 7 (0.55 X 0.275)	25	625	POLYESTER	DIRECT MARKING
PFC12726KA0	LABEL- COMPONENT / TERMINAL	12.7 X 25.4 (0.5 X 1.0)	25	225	POLYESTER	DIRECT MARKING
PFC45080KA0	LABEL- COMPONENT / TERMINAL	45 X 80 (1.77 X 3.15)	25	25	POLYESTER	DIRECT MARKING

0=CARD COLOUR 4=YELLOW, 9=WHITE.

X-CARD SYSTEM CONCEPT



PFC AND PTZ+ HOLDER FOR WIRE MARKING.




PFC WIRE MARKING CARDS WITH 4 DIFFERENT PTZ+ MARKER TAG LENGTHS.

X-CARD SYSTEM CONCEPT



PFC MOUNTED IN PM CABLE MARKING HOLDER.



PFC CARDS WITH WIRE MARKING TAGS AND MARKER PROJECT INFORMATION FOR EASY ON SITE SORTING.



PFC USED TOGETHER WITH PS TRANSPARENT COMPONENT MARKING MODULES.



PFC CARD MARKER TAGS WITH PT+ MARKER HOLDERS.



PFC CARD MARKER TAGS FOR DIRECT MOUNTING ON CABLES.



PFC CARD ALSO AVAILABLE WITH ADHESIVE LABELS FOR COMPONENT MARKING.



PRODUCTION ON SITE



SP1W

MARKING MACHINE

MARKTEX SP1W

- Powerful machine for own production of customized marking on site.
- Marking on PARTEX PA, PO, PK and PH series of profile.
- Marking of 1000 sleeves, 20 mm in length, in about 30 minutes.
- Thermal transfer print for best possible text quality and readability.
- Easy to use – controlled from special version of PARTEX WINSIGN software or from built in keyboard.

SPECIFICATION

DESCRIPTION

SP1W is a complete marking machine for production of customized marking of sleeve profiles. The profile is fed and cut at required marker lengths. The machine is controlled by a built-in computer including a keyboard.

Marking information can also be fed in via an RS232 input, an external PC and PARTEX software WINSIGN.

OPERATING CONDITIONS

Draught-free office environment.

SYSTEM REQUIREMENTS

- Pentium 2
- 5 Mb hard disc for basic installation
- 64 MB RAM-memory
- Windows 98 or higher
- At least one serial port (RS232)

MARKING TECHNIQUE

Thermal transfer.

PRODUCTION CAPACITY

Typical production capacity for profile of wire marking is approximately 2000 pcs of 20 mm marker sleeves per hour.

CHARACTERS

Height x width	2.4 x 2.4	horizontal and vertical
	1.8 x 1.8	horizontal and vertical
	1.8 x 0.9	horizontal and vertical
	3.0 x 2.4	horizontal and vertical
	2.0 x 1.2	horizontal and vertical
	5.0 x 3.0	horizontal
	6.0 x 4.0	horizontal

CHARACTER SELECTION

96 characters: 0-9, A-Z, +, -, /, *, & etc.

TEXT LINES

Marking on one or two lines.

SLEEVE LENGTH

5 to 999.9 mm. Up to 22 characters/sleeve. No limitations when using WINSIGN software.

CUTTING

Sleeves can be completely or partly cut off.

DISPLAY

Background lit LCD display.

KEYBOARD

Touch keys.

BATCH SIZE

Up to 1000 sleeves. No limitations when using WINSIGN software.

PRINTING RIBBON

Standard reel, 20 mm x 200 m. Black, white, red, blue. Other colours, please contact PARTEX.

DIMENSIONS

340 x 350 x 340 mm (W x H x D).

WEIGHT

25.0 kg.

ELECTRICAL CONNECTION

220 VAC, 50 Hz.

SPECIFICATION

MARKING DATA FROM WINSIGN

Marker data files created directly in WINSIGN by e.g number generator or imported from CAD systems and transferred to MARKTEX SP-1W.

DATA FROM OTHER SOFTWARE

Transferred as text files only to WINSIGN and then into the machine.

MARKING PROFILES

PO-/POZ 02/03/04/05/06/07/08/09/10/11/12/14/16/18/20/24/28 sizes of profiles equivalent to an outer diameter range of 0.5 – 28 mm (0.061 – 1.1 inch). PO-/POZ 09 can be used on PARTEX PKH and POH holders for mounting of cable markers with cable ties on thicker cables. As an option PA02/PA1 can also be printed, please contact PARTEX.

Also a special machine option for bigger sizes of PO is necessary, please contact PARTEX! in these cases!

Following are the recommended PH heat shrinkable types of tubings printable on the SP1W – PHL2, PHM2, PHM3 and PHZ2.

OTHER APPLICATION AREAS


For marking of PARTEX heat shrinkable tubings PH, labels and terminals, please contact PARTEX.

For application in hostile environments, please contact PARTEX for information.

DELIVERY SUM-UP & ORDERING INFORMATION

ART.NO	DESCRIPTION
SP1W	MARKING MACHINE INKL. MANUAL AND A SERVICE TOOL KIT.
SP1W-CKN	CUTTER KNIFE KIT
SP1W-CBP	CUSHION FOR KNIFE
SP1W-DAT	DATA CABLE FOR CONNECTION TO PC
SP1W-PA	OPTIONAL EQUIPMENT FOR PRINTING ON PA-02 OCH PA-1 PROFILES
SP1W-STV	OPTIONAL UNWINDING REEL STAND
SP1W-S611-20	BLACK RIBBON 200M FOR PA- OCH PO- PRODUCTS
SP1W-S619-20	BLACK RIBBON 200M FOR POZ OCH PH- PRODUCTS
SP1W-S625-20	WHITE RIBBON 200M FOR PA- OCH PO- PRODUCTS
SP1W-S629-20	WHITE RIBBON 200M FOR POZ OCH PH- PRODUCTS
SP1W-TTH	THERMAL TRANSFER PRINT HEAD FOR SP1W MACHINE
SP1W-SPR	OPTIONAL PROFILE FEED ROLLER FOR PRINTING ON BIG PO-SIZES (CONTACT PARTEX)

APPLICATION



PRODUCTION ON SITE

M3

123

PROMARK

ID-PRINTER MK9

- Compact, portable, ID printer for cable, wire and component marking on site.
- Feeds, prints and cuts bulk PARTEX profiles and self adhesive labels from internal cassettes.
- The MK9 can import Excel files (csv format) from a PC by using a compact flash memory card (optional).
- PROMARK is a user friendly and cost effective identification system for use in panel building and electrical installations.

SPECIFICATION

GENERAL

MK9 is a portable thermal transfer printer for printing markers on site. With the help of a Compact Flash card you can import files from a PC.

MK9 is the perfect machine for panel builders and electrical installers. You can save commonly used words in an internal word memory. The printer also features an internal library of common electrical symbols.

Using a compact, well designed, PC keyboard and a graphic LCD display, MK9 offers many functions such as a flexible number sequence generator. Normally, features like these are only available on larger, more expensive marking machines.

MARKING CONSUMABLES

- 1) PARTEX PO and POZ profiles from 1.7 to 4.7 mm diameter may be used. POZ is a halogen free product.
- 2) PARTEX PP profiles in widths of 4.6 and 9.0 mm fit perfectly into PT+, PTC and PM sleeves.
- 3) PARTEX PL self adhesive labels in pre-loaded cassettes. Tape widths of 5 mm, 9 mm and 12 mm are available.
- 4) PARTEX PR and PRZ profiles for mounting onto standard PKH/POH carrier strips. PRZ is a halogen free product.

PRINTER DATA

THERMAL TRANSFER PRINTING:
300 dpi print resolution.

MARKING SPEED:
17.5 mm/s (Standard).
10.0 mm/s (Low temperature mode).

TEXT HEIGHTS:
1, 3, 4 or 6 mm.

MAXIMUM ROWS THAT CAN BE PRINTED:
Up to 2 rows.

PC CONNECTION

You can transfer data files between a PC and the PROMARK by using a Compact Flash Card (optional).

For further information, contact PARTEX.

POWER

AC/DC adaptor 100~240 V (50-60 Hz).
Power consumption: 13 W.
CE certified.

MEASUREMENTS AND WEIGHT

(L x W x H): 288 mm x 250 mm x 93 mm.
Weight: app. 2 Kg.

TEMPERATURE RANGE

Recommended operating temperature: 15°C to 35°C.
Recommended storage temperature: 0°C to 40°C.
Recommended temperature of profiles: 25°C.

THE PROMARK SYSTEM



PROMARK IS DELIVERED WITH CARRY CASE, AC/DC ADAPTOR, MANUALS ETC.



WITH THE HELP OF EXCEL AND A COMPACT FLASH CARD YOU CAN TRANSFER DATA FILES FROM YOUR PC TO THE PROMARK.



EASILY RECHARGED RIBBON HOLDER. EACH RIBBON CONTAINS 50 METRES.



THE PICTURE SHOWS THE PROMARK RIBBON AND HOW THE PROFILE IS FED THROUGH THE MACHINE.



THE KEYBOARD AND LCD SCREEN.



PRINTING ON PROFILE FROM A COMPACT DISC, MOUNTED ON THE REEL BRACKET.




A COMPACT FLASH CARD READER/WRITER FOR DESKTOP COMPUTERS.

APPLICATIONS



COMPACT DISCS WITH PO AND POZ PROFILES.



PO MARKERS.




PO MARKERS ON FIBRE OPTICS.



COMPACT DISCS WITH PP PROFILE.




PP PROFILE INSIDE A PT+ SLEEVE.



PP PROFILE INSIDE A PM-20/33 SLEEVE.



PR PROFILE ON A LARGE COMPACT REEL.



PR PROFILE MOUNTED ON A STEEL PIPE AND A PNEUMATIC TUBE.




PR PROFILE AND A POH CARRIER STRIP.



5, 9 AND 12MM PL LABEL CASSETTES.



PL SELF ADHESIVE LABELS FOR COMPONENT MARKING ETC.



PL, 12 MM SELF ADHESIVE LABEL TAPE INSIDE PM-24 SLEEVES.

PRODUCT INFORMATION

PART NUMBER	DESCRIPTION	PACK UNIT
PRINTER WITH ACCESSORIES		
MK9-CE-KIT1	PRINTER INCL. CARRY CASE, AC/DC ADAPTOR, REEL BRACKET, REEL STABILIZER, RIBBON HOLDER, RIBBON, USER MANUAL, QUICK GUIDE + STARTKIT	PC
MK9-RB	RIBBON, BLACK, (PACK OF 5 X 50 M)	BOX
MK9-RH	RIBBON HOLDER	PC
MK9-CU	CUTTING UNIT, (PACK OF 2 PCS)	BOX
MK9-FM64	FLASH MEMORY CARD, 64 MB	PC
MK9-FMR	FLASH CARD READER/WRITER	PC
SPARE PARTS		
MK9-PA	AC/DC ADAPTOR	PC
MK9-BR	REEL BRACKET	PC
MK9-CW	REEL STABILIZER	PC
SELF ADHESIVE LABELS		
MK9-PL050CNT	CASSETTE, 5 MM X 8 M, TRANSPARENT	PC
MK9-PL050CN4	CASSETTE, 5 MM X 8 M, YELLOW	PC
MK9-PL050CN9	CASSETTE, 5 MM X 8 M, WHITE	PC
MK9-PL090CNT	CASSETTE, 9 MM X 8 M, TRANSPARENT	PC
MK9-PL090CN4	CASSETTE, 9 MM X 8 M, YELLOW	PC
MK9-PL090CN9	CASSETTE, 9 MM X 8 M, WHITE	PC
MK9-PL120CN4	CASSETTE, 12 MM X 8 M, YELLOW	PC
MK9-PL120CN9	CASSETTE, 12 MM X 8 M, WHITE	PC
CABLE & WIRE MARKING TUBE		
PO-02000SN*	COMPACT DISC, 0.5 MM ² , DIAM. 1.7–2.2 MM, 5.0 M/DISC	DISC
PO-03000SN*	COMPACT DISC, 0.75 MM ² , DIAM. 2.0–2.5 MM, 4.0 M/DISC	DISC
PO-04000SN*	COMPACT DISC, 1.0 MM ² , DIAM. 2.2–2.8 MM, 4.0 M/DISC	DISC
PO-05000SN*	COMPACT DISC, 1.5 MM ² , DIAM. 2.7–3.5 MM, 4.0 M/DISC	DISC
PO-06000SN*	COMPACT DISC, 2.5 MM ² , DIAM. 3.2–4.0 MM, 3.5 M/DISC	DISC
PO-07000SN*	COMPACT DISC, 4.0 MM ² , DIAM. 3.8–4.7 MM, 3.5 M/DISC	DISC
POZO2000SN*	COMPACT DISC, (SEE PO-02), HALOGEN FREE, 5.0 M/DISC	DISC
POZO3000SN*	COMPACT DISC, (SEE PO-03), HALOGEN FREE, 5.0 M/DISC	DISC
POZO4000SN*	COMPACT DISC, (SEE PO-04), HALOGEN FREE, 4.0 M/DISC	DISC
POZO5000SN*	COMPACT DISC, (SEE PO-05), HALOGEN FREE, 4.0 M/DISC	DISC
POZO6000SN*	COMPACT DISC, (SEE PO-06), HALOGEN FREE, 3.5 M/DISC	DISC
POZO7000SN*	COMPACT DISC, (SEE PO-07), HALOGEN FREE, 3.5 M/DISC	DISC
PR-07100SN*	COMPACT REEL, (FOR MOUNTING ON PKH OR POH CARRIER STRIPS), 9.0 M/REEL	REEL
PRZO7100SN*	COMPACT REEL, (FOR MOUNTING ON PKH070POL OR PKH1 10 POL CARRIER STRIPS), HALOGEN FREE, 9.0 M/REEL	REEL
INSERT TAG PROFILE (COMBINE WITH PT+, PTC OR PM SLEEVES)		
PP-04600SN*	COMPACT DISC, 4.6 MM X 15.0 M/DISC	DISC
PP-09000SN*	COMPACT DISC, 9.0 MM X 20.0 M/DISC	DISC

* = COLOUR CODE, 4 = YELLOW, 9 = WHITE, OTHER COLOURS ON REQUEST.

NOTES: SLEEVES & CARRIER STRIPS

Following standard PARTEX products are possible to combine with the PROMARK consumables:

1. PM-10/20/24 transparent sleeves are combined with PROMARK PP-046/090 insert tag profiles and MK9-PL090/120 self adhesive labels.
2. PT+02/10/20/30 transparent sleeves are combined with PP-046 insert tag profile.

3. PTC01/20/30/40 transparent sleeves are combined with PP-046 insert tag profile.

4. PKH and POH carrier strips are combined with PR-/PRZO71 cable marking profile

For detailed information see separate product data sheet in the catalogue.

PRODUCTION ON SITE



WINSIGN NG

A SYSTEM SOLUTION

- Input data from design systems, CAD etc.
- Input data from production planning systems.
- Marking and project handling with WINSIGN.
- On site marking production and installation.

WHAT'S MISSING IN YOUR MARKING PROJECT MANAGEMENT?

- Lead times decrease more and more for electrical equipment manufacturers.
- The assembly work is often made in parallel with the design work. Easy access to critical technical information becomes more crucial for end users.
- In such cases proper labelling and marking of wires, cables and components becomes an enormous task that considerably affects the final price of the equipment.
- Your team may spend hours updating and completing labelling and marking in the final phases of a project.

- End users may also often require technical support in the future for questions that can be readily answered with easy to read labels and markers written precisely for them.
- In many cases there is a big demand for traceability later when maintaining and modifying the electrical equipment.
- With WINSIGN as the heart of the system, your overall marking costs can be reduced considerably.

Please go to the next page to see how it's possible!



WINSIGN NG SOFTWARE

DESCRIPTION

The software is a pure Windows application with own database engine and production of different PARTEX marking products.

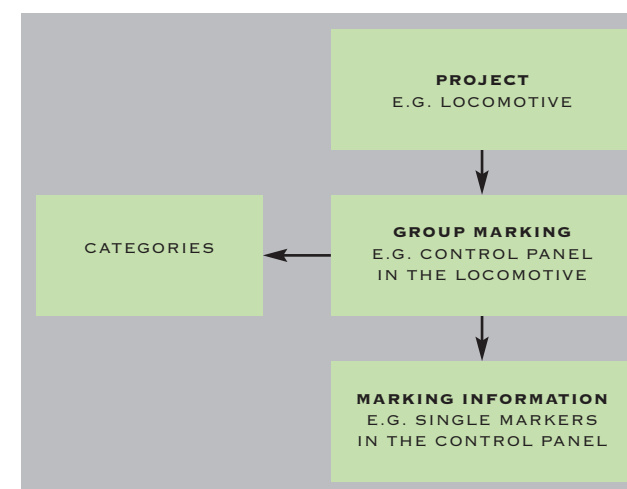
The data base stores the marking project data text in a structured fashion. This means the information will be fast accessible in production which reduces the lead times and will be traceable. This meets the market demand for rebuilding and spare parts long after the marking was created.

STRUCTURE

The program is built up by *project marking* for the whole project. *Group markings* can be different sub units for the same project and finally the *Individual Marking* information for these.

A Project can be created, copied, edited and printed. All markings in a project can be printed simultaneously.

MARKINGS IN A PROJECT STRUCTURE



CATEGORIES FOR GROUP MARKINGS CONSIST OF SEVERAL GROUP MARKINGS PRODUCED IN THE SAME WAY.

- WINSIGN is a system for project handling, production and printout of PARTEX customized marking products on site.
- Software in Windows environment with database handling adapted to import of text, SKV or CSV-files.
- Enables parallel printout of markings in the course of the assembly work on the work shop floor.
- Gives faster throughputs, no waiting times and big reductions in the production.
- WINSIGN also controls all PARTEX marking machines.

GROUP MARKINGS CONTAIN

- Type of marking
- Marking information
- Location designation – geographical position e.g. in a control cabinet.

MARKING INFORMATION

The unique marking information can be searched, created, edited, viewed, imported and printed.

Number sequences are easily made in the powerful number generator.

ADDITIONAL FUNCTIONS

WINSIGN DIRECT MARKING

For fast print out marking without project connection. This way of working is very user friendly with few menus and push button operations.

Adaption to CAD, production control and stock systems can be offered separately. The number generator is also an efficient tool for to produce number sequences with eligible prefix or suffix.

FILE IMPORT AND EXPORT

To simply communication with other systems there is an import function of text, SKV or CSV-files. This facilitates the assembly and marking work in parallel with the design work.

THE MACHINE CONTROL FUNCTION

The WINSIGN software also adds a function of controlling the machine operation through a RS232 input.

OVERVIEW OF PARTEX M3 MARKING SYSTEMS WITH WINSIGN CONTROL

MINI PLOTTER MK1

Marking system supplied for low and medium sized production requirements. Especially suitable for marking changes in the final phase of a project.

User friendly portable machine controlled either from own keyboard or from a PC via a RS232 input.

Inlays for MK1 for marking of:

- Wire marking
- Cable marking
- Position and component marking
- Terminal block marking
- End sleeve marking tag



X-CARD PRINTER MK3

Card printer for thermal transfer print of marking tags out of a card in a credit card format. The tags are easily mounted into PARTEX various holder systems.

Production of:

- Wire marking
- Cable marking
- Component marking




MARKTEX SP1W MARKING MACHINE

Marking machine for PARTEX marking profiles. SP1W feeds, prints and cuts automatically to the desired sleeve length. Controlled from own keyboard or PC and WINSIGN. High production capacity.

Production of:

- Wire marking
- Cable marking
- Heat shrink marking



LASER PRINTER

Standard laser printer for print-out of special polyester marking labels on A4 size sheets. The labels are put into PARTEX various marking holder systems. Low cost production of:

- Wire marking
- Cable marking
- Component and position marking

The laser printer is controlled from a PC with the WINSIGN software.



OVERVIEW OF PARTEX M3 MARKING SYSTEMS WITH WINSIGN CONTROL

MK6 GEMINI II THERMAL TRANSFER PRINTER

Marking equipment for PARTEX PHS heat shrinkable ladder format. Controlled from PC and WINSIGN software. High production capacity of easy overview PH series of heatshrink ladders for:

- Wire marking
- Cable marking



SYSTEM DEMANDS, MARKING MACHINES AND ORDERING INFORMATION

SYSTEM DEMANDS

Computer: Processor type at least Pentium II.

Internal memory: 64 MB RAM.

Environment: Following alternatives are offered:

- Windows 98SE or 98SP1
- Windows NT4
- Windows 2000
- Windows ME
- Windows XP

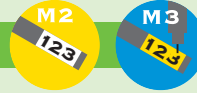
MARKING MACHINES

WINSIGN can control the following machine systems for marking on site:

- Miniplotter MK1
- X-CARD printer MK3
- MARKTEX marking machine SP1W
- Laser Printer, we recommend HP 2100 or HP 2200.
- Thermal transfer printer MK6

ARTICLE NUMBER	SOFTWARE FOR
WSG-NG-EXCL	FOR MACHINES NOT BOUGHT FROM PARTEX
WSG-NG-INCL	FOR MACHINES BOUGHT FROM PARTEX

MELTABLE ADHESIVE SHRINKABLE TUBING



PHA3

- PHA3 is a dual wall environmental sealing heat shrinkable tubing with a meltable adhesive inner liner.
- Excellent electrical, chemical and physical properties.
- Suitable for a wide range of applications.
- Flame retardent jacket.
- Environmental sealing.
- High 3:1 shrink ratio.
- Reduced overall marking and assembly costs on site when using PARTEX various marking machines.
- Ready marked PHA3 tubes can be delivered from PARTEX.

SPECIFICATION

DESCRIPTION

PHA3 is a semi-flexible tubing with a meltable adhesive inner liner which flows when heated. After shrinkage and upon cooling this provides a moisture proof seal around the product covered. It is suitable for a wide range of applications, such as encapsulation of cables, wires, splices, breakouts and components. The choice of high shrink ratios means flexibility of usage such as the covering of irregular shaped objects.

STANDARD COLOURS

Black, red and white. Red and white not UL approved. Other colours on request. Sizes 25,4, 31,8 and 39,9mm not UL approved.

OPERATING TEMPERATURE

Continuous operating temperature -55°C to $+125^{\circ}\text{C}$ ($+110^{\circ}\text{F}$ to $+230^{\circ}\text{F}$) (jacket only). Shrink temperature 120°C .

STANDARD LENGTHS

Continuous on reels, and 1.2 meter lengths, or cut to requirement when ready marked from PARTEX. Non-standard colours and sizes available to special order.

NOTE! Clear non flame-retarded.

APPROVED

Flame retardent jacket – all colours except clear. Approved according to MIL-DTL-23053/4 class 3.

MARKING EQUIPMENT

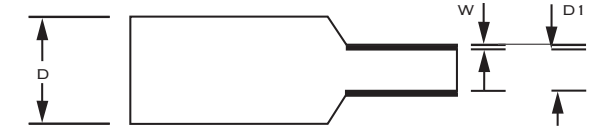
PHA3 can be printed in PARTEX different marking equipment. See separate data sheets.

For machine control and marking on site an external PC loaded with PARTEX WINSIGN software should be used.

DIMENSIONS (NOMINAL)

ARTICLE NUMBER	INTERNAL DIAM. MIN (D) BEFORE SHRINKING	INCH MIN/MAX	INTERNAL DIAM. MAX (D1) AFTER SHRINKING	WALL THICKNESS (W)	MELTABLE WALL ONLY (MM)	STANDARD LENGTHS (M)
PHA30030KND	3.0	.118	1.0	1.00	0.5	1.2
PHA30048KND	4.8	.188	1.6	1.00	0.5	1.2
PHA30060KND	6.0	.236	2.0	1.00	0.5	1.2
PHA30090KND	9.0	.354	3.0	1.40	0.6	1.2
PHA30120KND	12.0	.472	4.0	1.75	0.7	1.2
PHA30180KND	19.0	.748	6.0	2.25	0.8	1.2
PHA30240KND	24.0	.944	8.0	2.50	1.0	1.2
PHA30390KND	39.0	1.535	13.0	2.50	1.0	1.2

D=0=BLACK, 2=RED, 6=BLUE, 9 = WHITE AND T=TRANSPARENT (CLEAR) RESPECTIVELY. IF RECOVERY IS RESTRICTED THE RESULTANT WALL THICKNESS WILL BE LESS THAN SPECIFIED.



TEST METHOD – TEST RESULT

PROPERTY	TEST METHOD	TYPICAL PERFORMANCE
TENSILE STRENGTH	ISO 37	16,0 MPA
ULTIMATE ELONGATION	ISO 37	450%
OPERATING TEMPERATURE		-55°C TO $+110^{\circ}\text{C}$
MIN SHRINK TEMPERATURE		120°C
LONGITUDINAL CHANGE	ASTM D2671	+1 TO -10%
SPECIFIC GRAVITY	ISO/R 1183	1,10
2% SECANT MODULES	ASTM D882	110 MPA
DIELECTRIC STRENGTH	IEC 243	20 KV/MM MIN
FLAMMABILITY*	ASTM D2671	FLAME RETARDANT (JACKET ONLY)
HEAT SHOCK	ASTM D2671 (4 HOURS AT $+200^{\circ}\text{C}$)	NO DRIPPING, FLOWING OR CRACKING
LOW TEMPERATURE FLEXIBILITY	ASTM D2671 (4 HOURS AT -55°C)	NO CRACKING OR SPLITTING
FLUID RESISTANCE VARIOUS FLUIDS	ISO 1817, ISO 37	EXCELLENT

*PHA3 IS NOT FLAME RETARDANT AND MEETS ALL ABOVE PERFORMANCE TESTS EXCEPT FOR FLAMMABILITY.

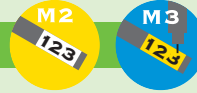
APPLICATION



SP1W

For further information see product information.

MELTABLE ADHESIVE SHRINKABLE TUBING



PHA 4

- PHA4 is a dual wall environmental sealing heat shrinkable tubing with a meltable adhesive inner liner.
- Excellent electrical, chemical and physical properties.
- Suitable for a wide range of applications.
- Flame retardent jacket.
- Environmental sealing.
- Extra high 4:1 shrink ratio.
- Reduced overall marking and assembly costs on site when using PARTEX various marking machines.
- Customized marked PHA4 tubes can also be delivered. Marking information can be sent as an Excel file to PARTEX.

SPECIFICATION

DESCRIPTION

PHA4 is a semi-flexible tubing with a meltable adhesive inner liner which flows when heated. After shrinkage and upon cooling this provides a moisture proof seal around the product covered. It is suitable for a wide range of applications, such as encapsulation of cables, wires, splices, breakouts and components. The choice of high shrink ratios means flexibility of usage such as the covering of irregular shaped objects.

STANDARD COLOURS

Black, other colours on request.

OPERATING TEMPERATURE

Continuous operating temperature -55°C to $+125^{\circ}\text{C}$ ($+110^{\circ}\text{F}$ to $+230^{\circ}\text{F}$) (jacket only). Shrink temperature $+95^{\circ}\text{C}$. Shrink ratio 4:1.

STANDARD LENGTHS

Continuous on reels, and 1.2 meter lengths, or cut to requirement when ready marked from PARTEX. Non-standard colours and sizes available to special order.

NOTE! Clear non flame-retarded.

APPROVED

Flame retardent jacket – all colours except clear.
Approved according to MIL-DTL-23053/4 class 3.

MARKING EQUIPMENT

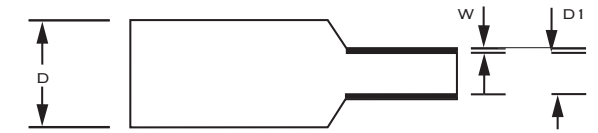
PHA 4 can be printed in PARTEX different marking equipment. See separate data sheets.

For machine control and marking on site an external PC loaded with PARTEX WINSIGN software should be used.

DIMENSIONS (NOMINAL)

ARTICLE NUMBER	MIN. INNER DIAMETER BEFORE SHRINK (D)	MAX. INNER DIAMETER AFTER SHRINK (D1)	WALL THICKNESS (W) MM	THICKNESS ADHESIVE ONLY	PACKAGING LENGTH (1,2M) PCE	PACKAGING REEL (M)
PHA40040KND	4.0	1.0	1.00	0.40	25	150
PHA40080KND	8.0	2.0	1.20	0.50	10	75
PHA40120KND	12.0	3.0	1.40	0.50	10	50
PHA40160KND	16.0	4.0	1.70	0.60	10	–
PHA40240KND	24.0	6.0	2.10	0.60	10	30
PHA40320KND	32.0	8.0	2.40	0.70	10	30
PHA40520KND	52.0	13.0	2.40	0.70	10	–

O = O = BLACK; #T= TRANSPARENT
IF RECOVERY IS RESTRICTED THE RESULTANT WALL THICKNESS WILL BE LESS THAN SPECIFIED!
DEPENDING ON SIZE HEAT SHRINK TUBE IS DELIVERED ROUND/OVAL OR FLATTENED!



TESTS

PROPERTY	TEST METHOD	TYPICAL PERFORMANCE
PHYSICAL		
TENSILE STRENGTH	IEC 60684-2	15,0 MPA / 17,0 MPA
ELONGATION	IEC 60684-2	400% / 450%
TEMPERATURE RANGE		-55°C TILL $+110^{\circ}\text{C}$
MIN. SHRINK TEMPERATURE		120°C
LONGITUDINAL CHANGE	ASTM D2671	-18% / -18% MAX
SPECIFIC GRAVITY	ASTM-D 792, A-1	1,25G/CM3 / 1,00 G/CM3
"HEAT RESISTANT PROPERTIES (168 TIM VID 150°C)"	IEC 811-1-2	320% / 360%
"TENSILE STRENGTH AFTER AGEING (168 TIM VID 150°C)"	IEC 811-1-2	14 MPA / 15 MPA
"LONGITUDINAL CHANGE AFTER HEAT SHOCK (168 TIM VID 150°C)"	IEC 811-1-2	360% / 380%
"TENSILE STRENGTH AFTER HEAT SHOCK (168 TIM VID 150°C)"	IEC 811-1-2	15 MPA / 16 MPA
LOW TEMPERATURE FLEXIBILITY	ASTM D2671 METHOD C	NO CRACKING, FLOWING OR DRIPPING OF OUTER WALL AT -55°C "
FLAMMABILITY	"ASTM-D 876 (COLOURS) FMVSS 302 (TRANSPARENT)"	"JACKET RESISTANT APPROVED"
ELECTRICAL		
DIELECTRIC STRENGTH	VDE 0303 PART 2	22KV/MM / 23KV/MM
VOLUME RESISTIVITY	VDE 0303 PART 2	1014 OHM X CM / 1014 OHM X CM
CHEMICAL		
CORROSIVE ACTION	ASTM-D 2671 METHOD A	NONE CORROSIVE / NON CORROSIVE
COPPER COMPATIBILITY	ASTM-D 2671 METHOD B	NONE CORROSIVE / NON CORROSIVE
CHEMICAL RESISTANCE		GOOD / GOOD
WATER ABSORPTION	VDE 0472	0,15% / 0,17%

APPLICATION



SP1W

SP1W marking machine for high volume on site marking. For further information see product information.

LOW COST HEAT SHRINKABLE TUBING

252 • 352



PHL2

- PHL2 is a low cost heat shrinkable polyolefin tubing for marking on site.
- Flame retardant according to UL 224.
- Flexible and easy to mount in most industrial applications.
- 2:1 shrink ratio.
- PHL2 reduces marking costs on site when using PARTEX different marking machines.
- Also customized marked PHL2 tubes can be delivered from PARTEX with short delivery times.

SPECIFICATION

DESCRIPTION

PHL2 is a low cost, flame retardant heat shrinkable polyolefin tubing.

Suitable for a variety of uses, this tough and versatile tubing can be employed for insulation, harnessing, strain relief and identification purposes in industrial applications.

PHL2 is delivered in round/oval shape depending on size. Its flexibility enables fast mounting.

STANDARD COLOUR

Black, red, white, blue, yellow, green and clear.

TEMPERATURE RANGE

Continuous operating temperature range from -55°C to $+125^{\circ}\text{C}$ (-67°F to $+257^{\circ}\text{F}$). Shrink ration 2:1.

APPROVAL TO STANDARDS

UL224. Clear is not UL-approved. Furthermore tested partly according to Partex test program at the Swedish Test- and Research Institute

MARKING EQUIPMENT

PHL2 can be printed in different marking equipment such as thermal transfer printers etching ink jet and machines, matrix printer with etching ink ribbon. See separate data sheets. For machine control and marking on site an external PC loaded with PARTEX WINSIGN software should be used.

PHL2 can also be delivered ready marked. The marking information can be sent as an Excel file to PARTEX.

ORDERING INFORMATION

Check table for suitable size and pertaining article number.

DIMENSIONS (NOMINAL)

ARTICLE NUMBER	INTERNAL DIAMETER (MIN) (D) BEFORE SHRINKING		INTERNAL DIAMETER (MAX) (D1) AFTER SHRINKING		WALL THICKNESS (W)		STANDARD LENGTH (M)
	MM	INCH	MM	INCH	MM	INCH	
PHL20012BN0	1.2	.047	0.6	.024	0.45	018	150
PHL20016BN0	1.6	.063	0.8	.031	0.45	018	150
PHL20024BN0	2.4	.094	1.2	.047	0.51	020	150
PHL20032BN0	3.2	.126	1.6	.063	0.51	020	150
PHL20048BN0	4.8	.189	2.4	.094	0.51	020	75
PHL20064BN0	6.4	.252	3.2	.126	0.64	025	75
PHL20095BN0	9.5	.374	4.8	.189	0.64	025	75
PHL20127BN0	12.7	.500	6.4	.252	0.64	025	50
PHL20160BN0	16.0	.630	8.0	.315	0.76	030	50
PHL20190BN0	19.0	.748	9.5	.374	0.76	030	30
PHL20254BN0	25.4	1.000	12.7	.500	0.89	035	30
PHL20320BN0	32.0	1.260	16.0	.630	0.89	035	30
PHL20381BN0	38.1	1.500	19.0	.748	1.02	040	30
PHL20508BN0	50.8	2.000	25.4	1.000	1.14	045	30

ORDERING EXAMPLE: 2 PCS PHL20016BN* = 2 PCS REELS 150 METER EACH.
0=BLACK, 2=RED, 4=YELLOW, 5=GREEN, 6=BLUE, 9=WHITE. OTHER COLOURS ON REQUEST!



TESTS

PROPERTY	TEST METHOD	TYPICAL PERFORMANCE
TENSILE STRENGTH	ISO 37	18,0 MPA
ULTIMATE ELONGATION	ISO 37	450%
CONTINUOUS OPERATING TEMPERATURE		-55°C TO $+125^{\circ}\text{C}$
MIN SHRINK TEMPERATURE		$+120^{\circ}\text{C}$
LONGITUDINAL CHANGE	ASTM D2671	$\pm 10\%$
SPECIFIC GRAVITY	ISO/R 1183	1,10
2% SECANT MODULES	ASTM D882	110 MPA
DIELECTRIC STRENGTH	IEC 243	20 KV/MM MIN
FLAMMABILITY	ASTM D2671	FLAME RETARDANT
ELONGATION AFTER HEAT AGEING	ISO 37 (168 HOURS AT $+158^{\circ}\text{C}$)	400%
HEAT SHOCK	ASTM D2671 (4 HOURS AT $+200^{\circ}\text{C}$)	NO DRIPPING, FLOWING OR CRACKING
LOW TEMPERATURE FLEXIBILITY	ASTM D2671 (4 HOURS AT -55°C)	NO CRACKING OR SPLITTING
WATER ABSORPTION	ASTM D570	0,2%
FLUID RESISTANCE VARIOUS FLUIDS	ISO 1817, ISO 37, MIL-1-23053	GOOD TO EXCELLENT

APPLICATIONS



SP1W

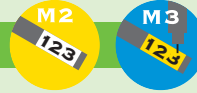
Marking machine for high volume on site marking production. For further information.



MK9

MK9 bench top machine for on site marking. See separate product information.

STANDARD HEAT SHRINKABLE TUBING



PHM 2

- Flexible, oval or round heat shrinkable tubing profile made of cross linked polyolefin.
- Ideal for marking where space is limited.
- Flexible, easily fitted for most demanding industrial purposes.
- Flame resistant.
- Good resistance to solvents and temperature variations.
- Shrink ratio 2:1.
- Fast and cost effective on site marking with PARTEX various marking machines.

SPECIFICATION

DESCRIPTION

PHM2 is a round heat shrinkable tubing of standard high performance design. Manufactured from self-extinguishing cross-linked polyolefin, it is useful in most applications. Can be used for marking, insulation, jacketing, and cable stress relief in industrial and military use.

Standard packaging is continuous on reel for printing with thermal transfer printer.

STANDARD COLOURS

Yellow and white – other colours on request.

TEMPERATURE RANGE

Continuous operating temperature range -55°C to $+135^{\circ}\text{C}$ (-67°F to $+275^{\circ}\text{F}$). Shrink temperature $+120^{\circ}\text{C}$. Shrink ratio 2:1.

APPROVALS

IEC/ISO/ASTM-D/MIL-1 23053 normer and DEF.STAN norms.

MARKING EQUIPMENT

PHM2 is printable for on site production with PARTEX marking equipment, see separate product information.

For marking and production via PC PARTEX software WINSIGN is used.

Can also be rapidly delivered customized marked from PARTEX when marking information is sent via an Excel data file.

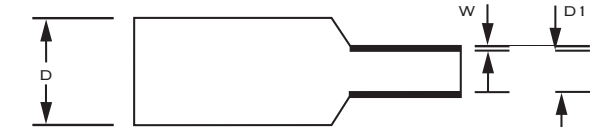
ORDERING INFORMATION

Check table for suitable size and pertaining article number.

DIMENSIONS (NOMINAL)

ARTICLE NUMBER	DIAMETER		AFTER WALL THICKNESS		SHRINKING D MM MAX	PACKAGING REEL M
	MM MIN/MAX	INCH MIN/MAX	W (MM)	INCH		
PHM20024BN0	2.50 / 2.80	.098 / .110	0.40/0.50	.015 / .019	1.20	200
PHM20032BN0	3.44 / 3.90	.135 / .153	0.50/0.60	.019 / .023	1.60	150
PHM20048BN0	5.16 / 5.70	.203 / .224	0.45/0.62	.017 / .024	2.40	150
PHM20064BN0	6.88 / 7.40	.270 / .291	0.56/0.72	.022 / .028	3.20	150
PHM20095BN0	10.20 / 11.0	.401 / .433	0.56/0.72	.022 / .028	4.80	100
PHM20127BN0	13.65 / 14.30	.537 / .562	0.56/0.73	.022 / .028	6.40	100
PHM20190BN0	20.40 / 21.40	.803 / .842	0.67/0.85	.026 / .033	9.50	100
PHM20254BN0	27.30 / 28.60	1.074 / 1.125	0.78/1.00	.030 / .039	12.70	75
PHM20381BN0	40.94 / 42.90	1.6118 / 1.6889	0.78/1.00	.031 / .039	19.00	50

EXAMPLE OF ORDER: 2 PCS PHM20024BN4=2 PCS REELS YELLOW OF 150 METERS
0=4=YELLOW, 9=WHITE.



TECHNICAL DATA – TEST RESULTS

PROPERTY	SPECIFICATION	TYPICAL VALUE
SHRINK TEMPERATURE	INTERNAL	+120°C
CONTENT		CROSS-LINKED POLYOLEFIN
FLAMMABILITY	DEF STAN 59-97 TYPE 2A	PASS
TENSILE STRENGTH	IEC 811-1-1	24 MPA
ELONGATION AT BREAK	IEC 811-1-1	500%
HEAT AGEING 168 HOURS AT +150°C		
TENSILE	IEC 811-1-2	19 MPA
ELONGATION AT BREAK	IEC 811-1-2	400%
CHEMICAL RESISTANCE		GOOD
OPERATING TEMPERATURE	IEC 216	-55°C TO $+135^{\circ}\text{C}$
WATER ABSORPTION	VDE 0472	< 0.4%
DIELECTRIC STRENGTH	VDE 303 PART 2	25 KV/MM
SURFACE FINISH	INTERNAL CSL	1.2 UM MINIMUM
VOLUME RESISTIVITY	VDE 303 PART 3	1 X 10 (16) OHM.CM

APPLICATIONS



SP1W

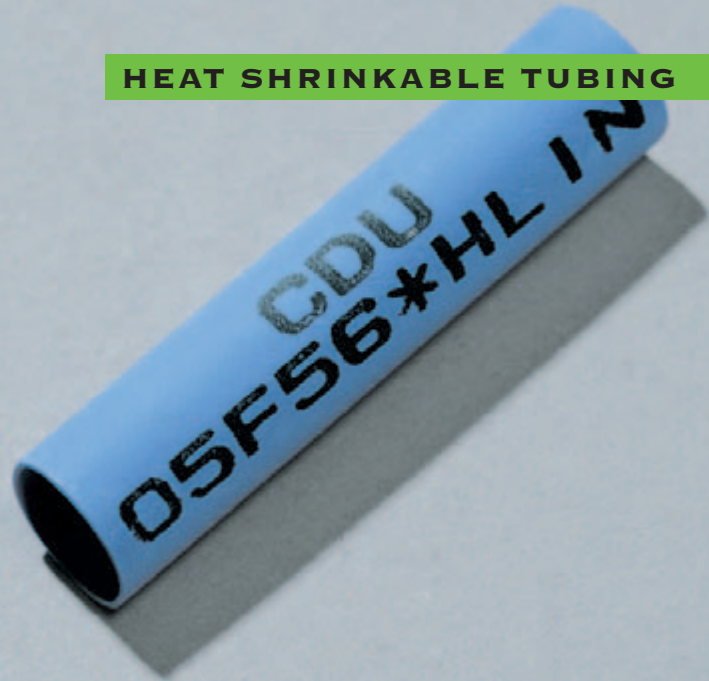
Marking machine for high volume on site marking production. For further information see product information.



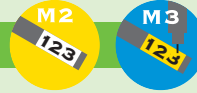
MK9

MK9 bench top machine for on site marking. See separate product information.

HEAT SHRINKABLE TUBING



254 • 354



PHM3

- Flexible, oval or round heat shrinkable tubing profile made of cross linked polyolefin with surface preparation for marking.
- Ideal for marking applications where space is limited.
- Easily mounted, every size sufficient for a large diameter range, for most industrial applications.
- Flame resistant.
- Good resistance to solvents and temperature variations.
- Large shrinking ratio 3:1
- Easy, fast cost effective marking on site.

SPECIFICATION

DESCRIPTION

PHM3 is or round heat shrinkable tubing of large diameter range and shrink ratio. High performance makes it ideal for most applications. Manufactured from self-extinguishing cross-linked polyolefin. Can be used for marking, insulation, jacketing, and cable stress relief in industrial and military areas of use.

Standard packaging is continuous on reel for printing with thermal transfer printer.

STANDARD COLOURS

Yellow and white – other colours on request.

TEMPERATURE RANGE

Continuous operating temperature range -55°C to $+135^{\circ}\text{C}$ (-67°F to $+275^{\circ}\text{F}$). Shrink temperature 120°C . Shrink ratio 3:1.

APPROVALS

IEC/ISO/ASTM-D/MIL-1 23053 DEF.STAN norms.

MARKING EQUIPMENT

PHM3 is printable for on site production with PARTEX marking equipment, see separate product information.

For marking and production via PC PARTEX software WINSIGN is used.

Can also be rapidly delivered customized marked from PARTEX when marking information is sent via an Excel data file.

ORDERING INFORMATION

Check table for suitable size and pertaining article number.

DIMENSIONS (NOMINAL)

ARTICLE NUMBER	DIAMETER		AFTER SHRINKING WALL THICKNESS W (MM)	AFTER SHRINKING D MM MAX	PACKAGING REEL M
	MM MIN/MAX	INCH MIN/MAX			
PHM30030BN0	3.50 / 3.80	.137 / .149	0.58 / 0.63	1.00	150
PHM30048BN0	4.80 / 5.40	.188 / .212	0.60 / 0.70	1.60	150
PHM30060BN0	6.00 / ---	.236 / ---	0.65 / 0.85	2.00	100
PHM30090BN0	10.20 / 11.0	.401 / .433	0.90 / 1.10	3.00	150
PHM30120BN0	12.00 / ---	.472 / ---	0.90 / 1.10	4.00	100
PHM30180BN0	20.00 / 22.00	.787 / .866	0.90 / 1.10	6.00	100
PHM30240BN0	26.50 / 28.50	1.043 / 1.122	1.00 / 1.30	8.00	75

EXAMPLE OF ORDER: 2 PCS PHM30048BN4. 2 PCS REELS YELLOW OF 60 M. D=4=YELLOW, 9=WHITE.



TECHNICAL DATA – TEST RESULTS

PROPERTY	SPECIFICATION	TYPICAL VALUE
SHRINK TEMPERATURE	INTERNAL	$+120^{\circ}\text{C}$
CONTENT		CROSS-LINKED POLYOLEFIN
FLAMMABILITY	DEF STAN 59-97 TYPE 2A	PASS
TENSILE STRENGTH	IEC 811-1-1	24 MPA
ELONGATION AT BREAK	IEC 811-1-1	500%
HEAT AGEING 168 HOURS AT 150°C		
TENSILE	IEC 811-1-2	19 MPA
ELONGATION AT BREAK	IEC 811-1-2	400%
CHEMICAL RESISTANCE		GOOD
OPERATING TEMPERATURE	IEC 216	-55°C TO $+135^{\circ}\text{C}$
WATER ABSORPTION	VDE 0472	$< 0.4\%$
DIELECTRIC STRENGTH	VDE 303 PART 2	25 KV/MM
SURFACE FINISH	INTERNAL CSL	1.2 UM MINIMUM
VOLUME RESISTIVITY	VDE 303 PART 3	1×10^{16} OHM.CM

APPLICATIONS



SP1W

Marking machine for high volume on site marking production. For further information see product information.

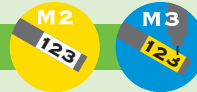


MK9

MK9 bench top machine for on site marking. See separate product information.

ZERO HALOGEN HEAT SHRINKABLE TUBING

255 • 355



PHZ 2

- PHZ2 is a flexible zero halogen thin wall polyolefin tubing for marking on site.
- Excellent properties of fire safety characteristics.
- Low smoke generation and evolution of acid gases.
- Flame retardant.
- 2:1 shrink ratio.
- Reduced overall assembly and marking costs on site when using PARTEX various marking machines.
- Ready marked PHZ2 tubes can be delivered fast from PARTEX.

SPECIFICATION

DESCRIPTION

PHZ2 is a thin wall zero halogen shrinkable tubing with excellent fire safety characteristics. This is allied to low smoke emissions and evolution of acid gases. This has been achieved without lowering mechanical and solvents resistant properties.

Primary applications include insulation and protection of cables, harnesses and electronic components used in enclosed spaces where equipment would be irreparably damaged by the corrosive products of combustion. We consider the product especially suitable for shipboard, offshore and underground railway applications.

Standard packaging is continuous on reel for printing with thermal transfer printer.

STANDARD COLOURS

Black, yellow, white. Non-standard colours are available on request.

TEMPERATURE RANGE

Continuous operating temperature range of -40°C to +105°C (-40°F to +221°F). Shrink temperature +105°C. Shrink ratio 2:1

APPROVAL TO STANDARDS

According to DIN/VDE/SATM-D/NESS/ICE and DEF STAN 59-97. Furthermore partly tested by the Swedish Test- and Research Institute.

MARKING EQUIPMENT

PHZ2 is printable for on site production with PARTEX marking equipment, see separate product information.

For marking and production via PC PARTEX software WINSIGN is used.

Can also be rapidly delivered customized marked from PARTEX when marking information is sent via an Excel data file.

ORDERING INFORMATION

Check table for suitable size and pertaining article number.

DIMENSIONS

ARTICLE NUMBER	DIAMETER		AFTER SHRINKING WALL THICKNESS		AFTER SHRINKING D MM MAX	PACK. REEL M BLACK, YELLOW, WHITE
	MM MIN	INCH MIN W	(MM)	INCH		
PHZ20016BN0	1.60	.098	0.36 / 0.51	.014 / .020	0.8	150
PHZ20024BN0	2.50	.098	0.40 / 0.50	.016 / .019	1.20	150
PHZ20032BN0	3.44	.135	0.50 / 0.60	.019 / .023	1.60	150
PHZ20048BN0	5.16	.203	0.45 / 0.62	.017 / 0.24	2.40	75
PHZ20064BN0	6.88	.270	0.56 / 0.72	.022 / .028	3.20	75
PHZ20095BN0	10.20	.401	0.56 / 0.72	.022 / .028	4.80	75
PHZ20127BN0	13.65	.537	0.56 / 0.72	.022 / .028	6.40	50
PHZ20190BN0	20.40	.803	0.67 / 0.85	.026 / .033	9.50	30
PHZ20254BN0	27.30	1.074	0.78 / 1.00	.030 / .039	12.70	30
PHZ20318BN0	31.80	1.251	0.76 / 1.02	.029 / .040	15.90	30
PHZ20380BN0	40.90	1.610	0.90 / 1.14	.035 / .044	19.10	30
PHZ20510BN0	57.20	2.251	1.00 / 1.28	.039 / .050	25.40	30
PHZ20760BN0	76.00	2.992	1.10 / 1.47	.043 / .057	38.00	15
PHZ21016BN0	101.60	4.000	1.17 / 1.65	.046 / .064	51.00	15


ORDERING EXAMPLE: 2 PCS PHZ20016BN*2 PCS REELS 150 M EACH. BN=REEL
0=BLACK, 4=YELLOW, 9=WHITE.
NON STANDARD COLOURS ARE AVAILABLE ON REQUEST.
IF RECOVERY IS RESTRICTED THE RESULTANT WALL THICKNESS WILL BE LESS THAN SPECIFIED.



TESTS

PROPERTY	SPECIFICATION	TYPICAL VALUE
SHRINK TEMPERATURE	CSL INTERNAL	160°C
CONTENT		CROSS-LINKED POLYOLEFIN HALOGEN FREE
DENSITY	ISO R1183	1.3 G/CM ³
SHORE D HARDNESS	DIN 53505	60
TENSILE STRENGTH	DIN 53455	10 MPA
ELONGATION AT BREAK	DIN 53455	250%
HEAT AGEING 168H AT 150°C		
TENSILE	DIN 53455	8 MPA
ELONGATION AT BREAK	DIN 53455	200%
CHEMICAL RESISTANCE 24H AT 23°C, OIL & CASOLINE, 0.1 N NA2SO4, NAOH, H2SO4, NAOL.		
TENSILE STRENGTH	DIN 53455	7 MPA
ELONGATION AT BREAK	DIN 53455	300%
TOXICITY INDEX	NES 713	4
SMOKE INDEX	NES 711	5
FLAMMABILITY	NES 715	TI:290C
BRITTLNESS TEMP.	DIN 53546	-40°C
WATER ABSORPTION	DIN 53495	<0.2%
DIELECTRIC STRENGTH	DIN/VDE 303 PART 2	19KV/MM
VOLUME RESISTIVITY	DIN/VDE 303 PART 3	1 X 10 (11) OHM.CM

APPLICATIONS



SP1W

Marking machine for high volume on site marking production. For further information see product information.



MK9

bench top machine for on site marking. See separate product information.

